
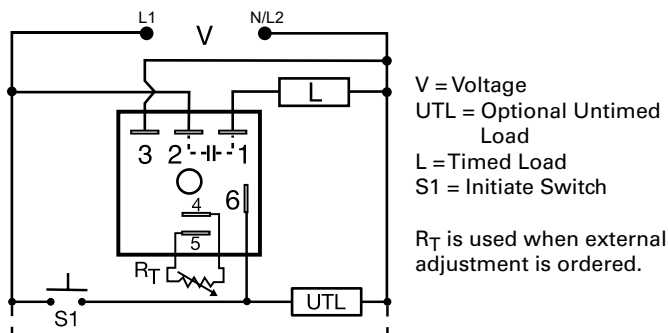


THDS SERIES



Wiring Diagram



Description

The THDS Series combines accurate timing circuitry with high power solid-state switching. It can switch motors, lamps, and heaters directly without a contactor. You can reduce labor, component cost, and increase reliability with these small, easy-to-use, timers.

Operation (Single Shot)

Input voltage must be applied before and during timing. Upon momentary or maintained closure of the initiate switch, the output energizes for a measured interval of time. At the end of the delay, the output de-energizes. Opening or reclosing the initiate switch during timing has no effect on the time delay. The output energizes if the initiate switch is closed when input voltage is applied.

Reset: Reset occurs when the time delay is complete and the initiate switch is opened. Loss of input voltage resets the time delay and output.

Features & Benefits

FEATURES	BENEFITS
Microcontroller based	Repeat Accuracy +/- 0.5%, Factory calibration +/- 1%
High load currents up to 20A, 200A inrush	Allows direct operation of motors, lamps and heaters without a contactor
Totally solid state and encapsulated	No moving parts to arc and wear out over time and encapsulated to protect against shock, vibration, and humidity
Metalized mounting surface	Facilitates heat transfer in high current applications
Compact, low cost design	Allows flexibility for OEM applications and reduces labor and component costs

Accessories



P1004-95, P1004-95-X Versa-Pot

Panel mountable, industrial potentiometer recommended for remote time delay adjustment.



P0700-7 Versa-Knob

Designed for 0.25 in. (6.35 mm) shaft of Versa-Pot. Semi-gloss industrial black finish.



P1015-64 (AWG 14/16) Female Quick Connect

These 0.25 in. (6.35 mm) female terminals are constructed with an insulator barrel to provide strain relief.



P1015-18 Quick Connect to Screw Adapter

Screw adapter terminal designed for use with all modules with 0.25 in. (6.35 mm) male quick connect terminals.

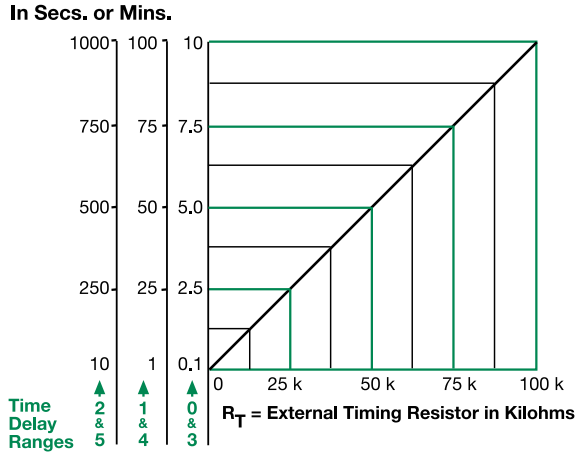
Ordering Information

MODEL	INPUT VOLTAGE	ADJUSTMENT	TIME DELAY	OUTPUT RATING
THDS410.25SA	120VAC	Fixed	0.25s	6A
THDS431C	120VAC	Onboard	1 - 100s	20A
THDS610.25SA	230VAC	Fixed	0.25s	6A

If you don't find the part you need, call us for a custom product 800-843-8848

THDS SERIES

External Resistance vs. Time Delay

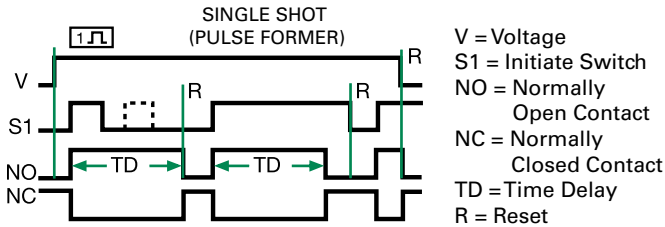


This chart applies to externally adjustable part numbers.
The time delay is adjustable over the time delay range selected by varying the resistance across the R_T terminals; as the resistance increases the time delay increases.

When selecting an external R_T, add the tolerances of the timer and the R_T for the full time range adjustment.

Examples: 1 to 50 S adjustable time delay, select time delay range 1 and a 50 K ohm R_T. For 1 to 100 S use a 100 K ohm R_T.

Function Diagram



Specifications

Time Delay Range	0.1s - 1000m in 6 adjustable ranges or fixed		
Repeat Accuracy Tolerance (Factory Calibration)	±0.5% or 20ms, whichever is greater		
Reset Time	≤ 150ms		
Initiate Time	≤ 20ms		
Time Delay vs Temp. & Voltage	≤ ±2%		
Input Voltage	24, 120, or 230VAC		
Tolerance	±20%		
AC Line Frequency	50/60 Hz		
Power Consumption	≤ 2VA		
Output Type	Solid state		
Form	NO, closed during timing		
Maximum Load Current	Output	Steady State	Inrush**
	A	6A	60A
	B	10A	100A
	C	20A	200A
Voltage Drop	≈ 2.5V @ rated current		
Off State Leakage Current	≈ 5mA @ 230VAC		
Minimum Load Current	100mA		
Protection	Encapsulated		
Circuitry	≥ 2000V RMS terminals to mounting surface		
Dielectric Breakdown	≥ 100 MΩ		
Insulation Resistance			
Mechanical Mounting**	Surface mount with one #10 (M5 x 0.8) screw		
Dimensions	H 50.8 mm (2.0"); W 50.8 mm (2.0"); D 38.4 mm (1.51")		
Termination	0.25 in. (6.35 mm) male quick connect terminals		
Environmental Operating/Storage Temperature	-40° to 60°C / -40° to 85°C		
Humidity	95% relative, non-condensing		
Weight	≈ 3.9 oz (111 g)		

**Must be bolted to a metal surface using the included heat sink compound. The maximum mounting surface temperature is 90°C. Inrush: Non-repetitive for 16ms.