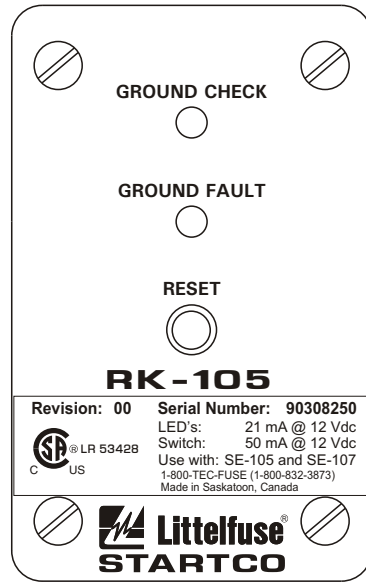
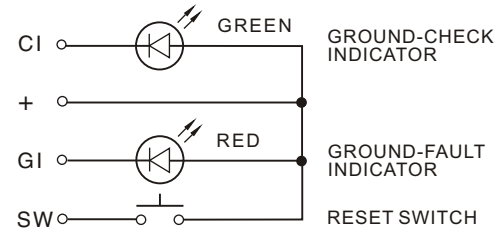


SIDE VIEW



FRONT VIEW



INTERNAL SCHEMATIC

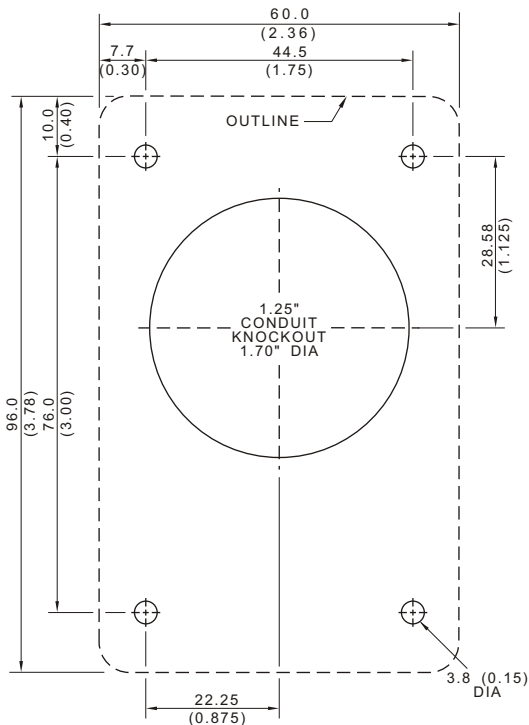
NOTES:

1. TERMINAL MARKINGS CORRESPOND ON TERMINAL MARKINGS ON THE SE-105/SE-107.
2. SEE SE-105 OR SE-107 MANUAL FOR MORE INFORMATION.
3. MANUALS ARE AVAILABLE AT [www.startco.ca](http://www.startco.ca)

## RK-105

REMOTE INDICATION-AND-RESET ASSEMBLY FOR SE-105/SE-107  
 MOUNTING SCREWS, LOCKNUTS AND DRILLING TEMPLATE ARE INCLUDED.

LED'S: 21 mA @ 12 Vdc  
 RESET SWITCH: 50 mA @ 12 Vdc



MOUNTING DETAIL

NOTES:

1. DIMENSIONS IN MILLIMETRES (INCHES).
2. NEMA 1.



Copyright © 2011  
 Printed in Canada  
 181011