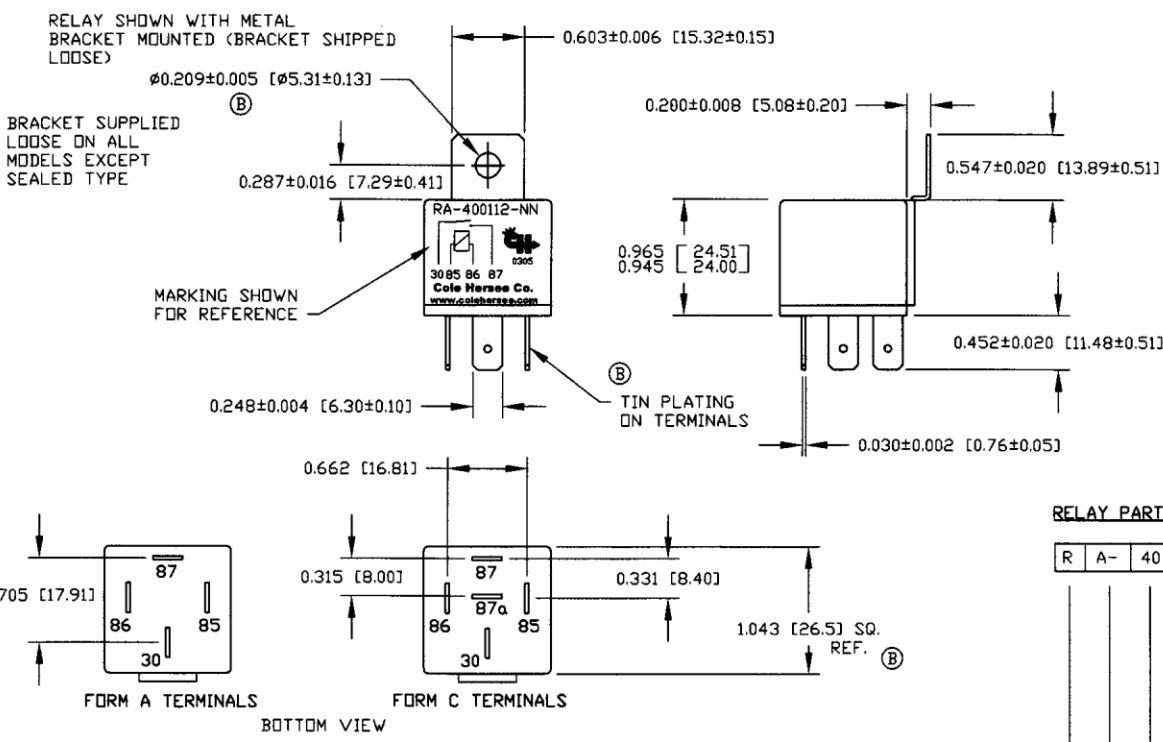
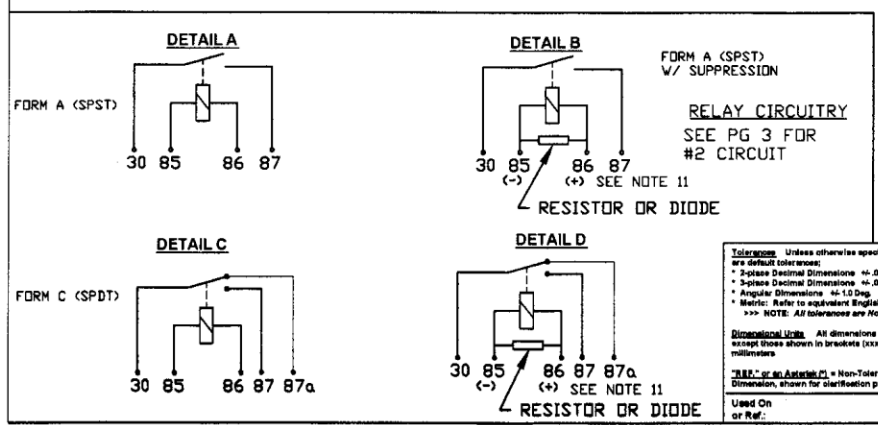
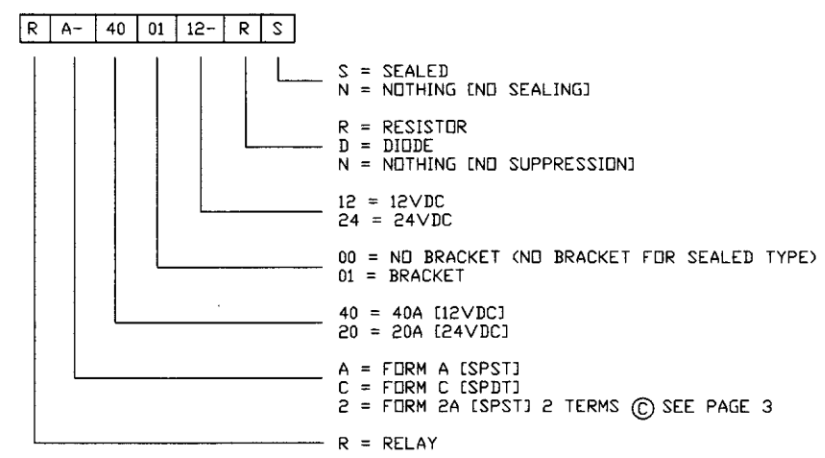


Revision Control Record			
Rev.	Description of Change	ECN No.	Date
A	NEW REVISION	03266	7/22/03
B	DIMENSIONS	03398	9/10/03
C	ADD MORE OPTIONS	04110	3/16/04



- SPECIFICATIONS:
- PULL IN VOLTAGE 7.8V MAX [12VDC], 15.6V MAX. [24VDC]
 - RELEASE VOLTAGE 1.2V MIN [12VDC], 2.4 MIN [24VDC]
 - MAX VOLTAGE 18VDC ON 12VDC RATED, 36VDC ON 24VDC RATED.
 - TEMPERATURE -40DEG C TO 85 DEG C
 - VIBRATION RESISTANCE 10-40 HZ, DOUBLE AMPLITUDE 1.5 MM
 - OPERATION LIFE: 100,000 ELECTRICAL, 10,000,000 MECHANICAL
 - CONTACT RATING: N.D. 40A @ 14VDC, N.C. 30A @ 14VDC, N.D. 20A @ 24VDC, N.C. 15A @ 24VDC RESISTIVE
 - DIELECTRIC STRENGTH: 500V
 - COIL RESISTANCE: 90 OHMS ± 10% FOR 12DC, 360 OHMS FOR 24VDC.
 - RATED COIL CURRENT 133mA @ 12V, 67mA @ 24V
 - POLARITY ONLY REQUIRED ON DIODE TYPE

RELAY PART NUMBER STRUCTURE



Tolerances Unless otherwise specifically noted, the following are default tolerances:

- 3-place Decimal Dimensions = ±.001" (B)
- 5-place Decimal Dimensions = ±.0001"
- Angular Dimensions = ±1.0 Deg.
- Metric: Refer to equivalent English Dimension Tolerance
- >>> NOTE: All tolerances are Non-Cumulative. <<<

Dimensional Units All dimensions are expressed in inches except those shown in brackets (xxx) are expressed in millimeters

"REF." or "AS SHOWN" = Non-Toleranced Reference Dimension, shown for identification purposes only.

PROPRIETARY INFORMATION This Engineering Drawing, and the information contained herein, is proprietary to Cole Hersee Company and may not be disclosed, reproduced, or in any other way transferred or communicated to any other party without the express written consent of an authorized representative of Cole Hersee Company.

DESIGN CONTROL It is the responsibility of the individual using/referencing this drawing to ensure that the noted design retains level agree with the revision level of the Controlled Document (Master Drawing). This is a NON-CONTROLLED DOCUMENT unless otherwise specifically noted.

DO NOT SCALE Dimensional variation may occur during printing/reproduction.

Special Characteristics:

- Critical Characteristics, relating to Safety and/or Regulatory Compliance
- Significant Characteristics relating to Process Control (BPC)
- Control Dimension relating to Form - Fit - Function as defined by Cole Hersee Company and/or the Customer

(Note that the identification of any Characteristics as being "Special" does not alter the requirement that ALL specified dimensions & tolerances must be met.)

Cole Hersee Co.
20 Old Colony Ave., South Boston, MA, 02127
Phm 617-268-2100 Web www.colehersee.com

Description: **RELAY, 40A SERIES**

Drawing/Part No.: **RA-400112-NN**

Pg. 1 of 3

Used On or Ref: Scale: **1:1** Drawn: JT Date: 6/13/03 Responsible: JT Engineer: Pg. 1 of 3

Revision Control Record			
Rev.	Description of Change	ECN No.	Date
	SEE PAGE ONE FOR REVISION LEVEL		

Ⓒ	RC-200124-RN	DETAIL D	20A	FORM C	YES	24 VDC	RESISTOR	NO
	RC-200024-RS	DETAIL D	20A	FORM C	NO	24 VDC	RESISTOR	SEALED
	RC-200024-DS	DETAIL D	20A	FORM C	NO	24 VDC	DIODE	SEALED
	RC-200124-DN	DETAIL D	20A	FORM C	YES	24 VDC	DIODE	NO
Ⓒ	RC-200024-NS	DETAIL C	20A	FORM C	NO	24 VDC	NONE	SEALED
	RC-200124-NN	DETAIL C	20A	FORM C	YES	24 VDC	NONE	NO
Ⓒ	RA-200124-RN	DETAIL B	20A	FORM A	YES	24 VDC	RESISTOR	NO
	RA-200024-RS	DETAIL B	20A	FORM A	NO	24 VDC	RESISTOR	SEALED
	RA-200024-DS	DETAIL B	20A	FORM A	NO	24 VDC	DIODE	SEALED
	RA-200124-DN	DETAIL B	20A	FORM A	YES	24 VDC	DIODE	NO
Ⓒ	RA-200024-NS	DETAIL A	20A	FORM A	NO	24 VDC	NONE	SEALED
	RA-200124-NN	DETAIL A	20A	FORM A	YES	24 VDC	NONE	NO
Ⓒ	RC-400112-RN	DETAIL D	40A	FORM C	YES	12 VDC	RESISTOR	NO
	RC-400012-RS	DETAIL D	40A	FORM C	NO	12 VDC	RESISTOR	SEALED
	RC-400012-DS	DETAIL D	40A	FORM C	NO	12 VDC	DIODE	SEALED
	RC-400112-DN	DETAIL D	40A	FORM C	YES	12 VDC	DIODE	NO
Ⓒ	RC-400012-NS	DETAIL C	40A	FORM C	NO	12 VDC	NONE	SEALED
	RC-400112-NN	DETAIL C	40A	FORM C	YES	12 VDC	NONE	NO
Ⓒ	RA-400112-RN	DETAIL B	40A	FORM A	YES	12 VDC	RESISTOR	NO
	RA-400012-RS	DETAIL B	40A	FORM A	NO	12 VDC	RESISTOR	SEALED
	RA-400012-DS	DETAIL B	40A	FORM A	NO	12 VDC	DIODE	SEALED
	RA-400112-DN	DETAIL B	40A	FORM A	YES	12 VDC	DIODE	NO
Ⓒ	RA-400012-NS	DETAIL A	40A	FORM A	NO	12 VDC	NONE	SEALED
	RA-400112-NN	DETAIL A	40A	FORM A	YES	12 VDC	NONE	NO
	PART NUMBER	CIRCUITRY	RATING	TERMINAL LAYOUT	BRACKET	VOLTAGE	SUPPRESSION	SEALING

Tolerances: Unless otherwise specifically noted, the following are default tolerances:
 * 2-piece Decimal Dimensions $\pm .05^\circ$
 * 3-piece Decimal Dimensions $\pm .020^\circ$
 * Angular Dimensions ± 1.0 Deg.
 * Metric: Refer to equivalent English Dimension Tolerance
 *** NOTE: All tolerances are Non-Cumulative. ***

Dimensional Units: All dimensions are expressed in inches except those shown in brackets (xxx) are expressed in millimeters

"REF." or an Asterisk (*) = Non-Toleranced Reference Dimension, shown for clarification purposes only.

Used On or Ref: Scale: **1:1**

PROPRIETARY INFORMATION: This Engineering Drawing, and the information contained herein, is proprietary to Cole Hersee Company and may not be disclosed, reproduced, or in any other way transferred or communicated to any other party without the express written consent of an authorized representative of Cole Hersee Company.

DESIGN CONTROL: It is the responsibility of the individual using/referencing this drawing to ensure that the noted design revision level agrees with the revision level of the Controlled Document (Master Drawing). This is a NON-CONTROLLED DOCUMENT unless otherwise specifically noted.

DO NOT SCALE: Dimensional variation may occur during printing/reproduction.

Drawn By: **JT** Date: **6/16/03**

Special Characteristics:

- Critical Characteristics, relating to Safety and/or Regulatory Compliance
- Significant Characteristics relating to Process Control (SPC)
- Control Dimension relating to Form - Fit - Function as defined by Cole Hersee Company and/or the Customer

(Note that the identification of any Characteristics as being "Special" does not alter the requirement that ALL specified dimensions & tolerances must be met.)

Responsible Engineer: **JT** Pg. 2 of 3

Cole Hersee Co.
 20 Old Colony Ave., South Boston, MA, 02127
 Phone 617-288-2100 Web: www.colehersee.com

Description: **RELAY 40A SERIES**

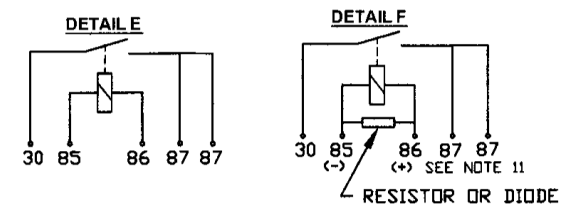
Drawing/Part No.: **RA-400112-NN**

Current Rev.: **SEE PG. 1 FOR REV.**

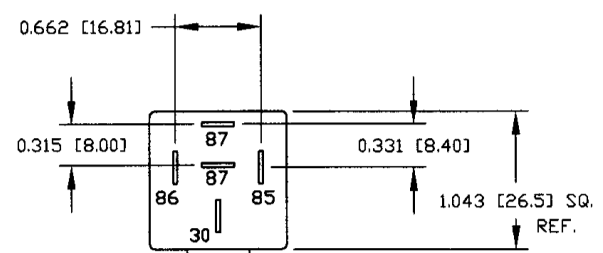
Revision Control Record			
Rev.	Description of Change	ECN No.	Date
	SEE PAGE ONE FOR REVISION LEVEL		

R2 RELAY CIRCUITRY ©

FORM 2 (SPST)



FORM 2 (SPST) W/ SUPPRESSION



FORM 2 TERMINALS

BOTTOM VIEW

R2-200124-RN	DETAIL F	20A	FORM 2	YES	24 VDC	RESISTOR	NO
R2-200024-RS	DETAIL F	20A	FORM 2	NO	24 VDC	RESISTOR	SEALED
R2-200024-DS	DETAIL F	20A	FORM 2	NO	24 VDC	DIODE	SEALED
R2-200124-DN	DETAIL F	20A	FORM 2	YES	24 VDC	DIODE	NO
R2-200024-NS	DETAIL E	20A	FORM 2	NO	24 VDC	NONE	SEALED
R2-200124-NN	DETAIL E	20A	FORM 2	YES	24 VDC	NONE	NO
R2-400112-RN	DETAIL F	40A	FORM 2	YES	12 VDC	RESISTOR	NO
R2-400012-RS	DETAIL F	40A	FORM 2	NO	12 VDC	RESISTOR	SEALED
R2-400012-DS	DETAIL F	40A	FORM 2	NO	12 VDC	DIODE	SEALED
R2-400112-DN	DETAIL F	40A	FORM 2	YES	12 VDC	DIODE	NO
R2-400012-NS	DETAIL E	40A	FORM 2	NO	12 VDC	NONE	SEALED
R2-400112-NN	DETAIL E	40A	FORM 2	YES	12 VDC	NONE	NO
PART NUMBER	CIRCUITRY	RATING	TERMINAL LAYOUT	BRACKET	VOLTAGE	SUPPRESSION	SEALING

©

Tolerances Unless otherwise specifically noted, the following are default tolerances:
 * 2-place Decimal Dimensions $\pm .03$ ©
 * 3-place Decimal Dimensions $\pm .020$
 * Angular Dimensions ± 1.0 Deg.
 * Metric: Refer to equivalent English Dimension Tolerance
 >>> NOTE: All tolerances are Non-Cumulative. <<<

Dimensional Limits All dimensions are expressed in inches except those shown in brackets (xxx) are expressed in millimeters

"REF." or "NO Asterisk" (©) = Non-Tolerance Reference Dimension, shown for clarification purposes only.

PROPRIETARY INFORMATION This Engineering Drawing, and the information contained herein, is proprietary to Cole Hersee Company and may not be disclosed, reproduced, or in any other way transferred or communicated to any other party without the express written consent of an authorized representative of Cole Hersee Company.

DESIGN CONTROL It is the responsibility of the individual using/rewriting this drawing to assure that the noted design revision level agrees with the revision level of the Controlled Document (Master Drawing). This is a NON-CONTROLLED DOCUMENT unless otherwise specifically noted.

DO NOT SCALE - Dimensional variation may occur during printing/ reproduction.

Special Characteristics:

- Critical Characteristic, relating to Safety and/or Regulatory Compliance
- Significant Characteristics relating to Process Control (SPC)
- Control Dimension relating to Form - Fit - Function as defined by Cole Hersee Company and/or the Customer

(Note that the Identification of any Characteristics as being "Special" does not alter the requirement that ALL specified dimensions & tolerances must be met.)

Cole Hersee Co.
 20 Old Colony Ave., South Boston, MA, 02127
 Phone 617-368-2100 Web: www.colehersee.com

Description: **RELAY 40A SERIES**

Used On or Ref.: _____

Scale: **1:1**
 Drawn By: **JT**
 Date Drawn: **6/16/03**

Responsible Engineer: **JT**
 Pg. 3 of 3

Drawing/Part No.: **RA-400112-NN**
 Current Rev. SEE PG. 1 FOR REV.