

PART NUMBER

OLS45823ZX

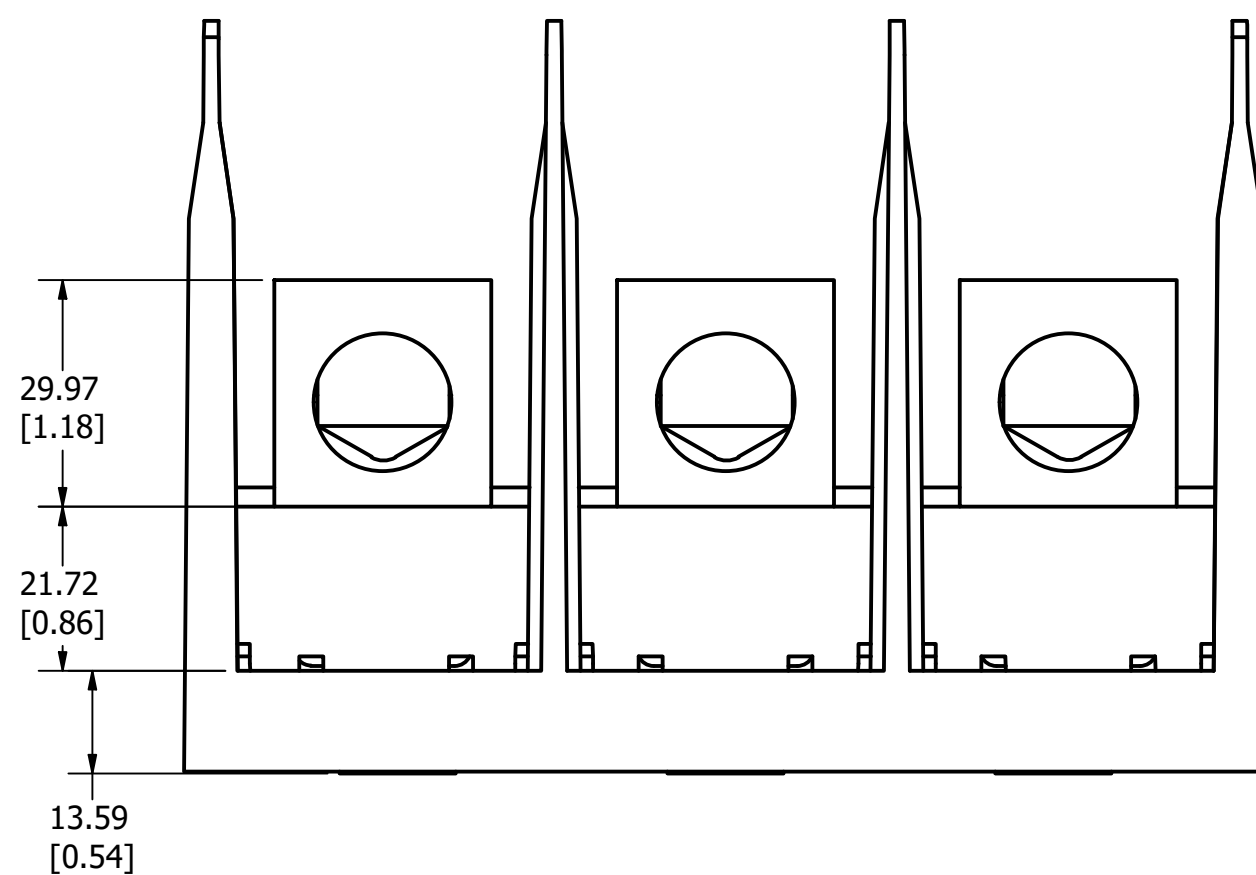

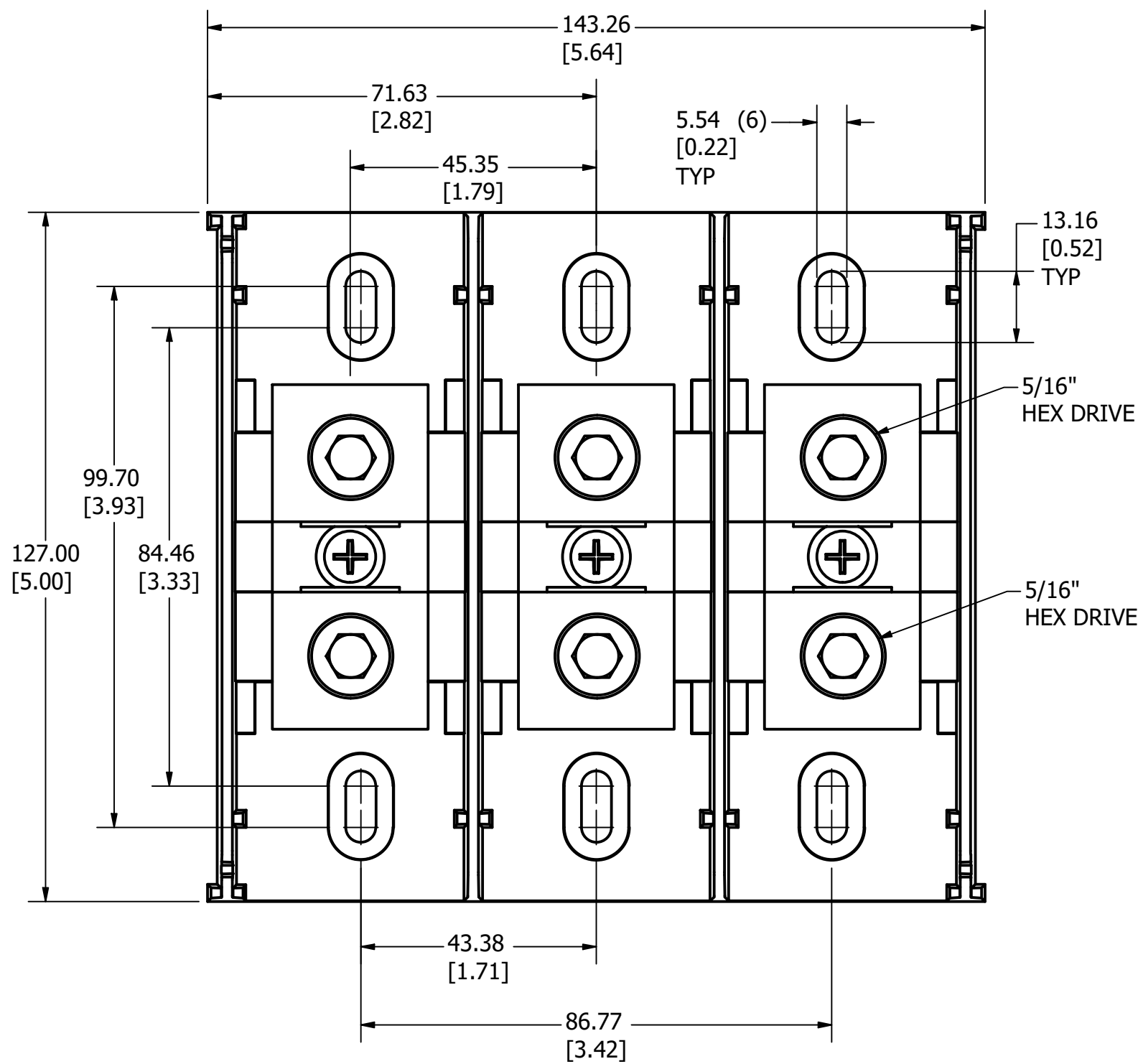
REVISION		
REV	DATE	DESCRIPTION
A	3/11/24	527585GCP - RELEASE PER EM3406 MRY

NOTES:

- AGENCY INFORMATION: cULus - UL LISTED TO UL 1953
UL EVALUATED TO CSA 22.2 NO. 158
- MATERIALS: INSULATOR BASE: HIGH IMPACT THERMOPLASTIC
FLAMMABILITY RATING UL94V0
TEMP RATING: -40°C TO 125°C (UL RTI)
CONNECTOR: ALUMINUM, TIN PLATED
TERMINAL SCREWS: ALUMINUM, TIN PLATED
CONNECTOR MOUNTING SCREWS: STEEL, ZINC PLATED
- TERMINATION: LINE: COPPER STRANDED & ALUMINUM, 350 KCMIL - #6 AWG
LINE: COPPER STRANDED & ALUMINUM, 350 KCMIL - #6 AWG
- MAXIMUM AMP RATING PER POLE: 310A
BASED ON NEC WIRE RATING CODE, 75°C WIRE
PROVIDES SPACING FOR USE IN FEEDER CIRCUITS
AT 251-600V PER UL508A
- TORQUE: LINE: 350 KCMIL - #6: 31 N-m (275 lbf-in)
LOAD: 350 KCMIL - #6: 31 N-m (275 lbf-in)
- MOUNTING: USE #10 FASTENER. TORQUE NOT TO EXCEED
3.4 N-m (30 lbf-in).

TOLERANCE (UNLESS OTHERWISE SPECIFIED):

- 1 PLACE ± 2.5mm [0.10]
- 2 PLACE ± 0.76mm [0.03]
- 3 PLACE ± 0.381mm [0.015]



CLASS	Suitable Wire, CU kcmil/AWG		Over-Current Protection Fuse Required Class / Max Amp Rating						SCCR/RMS Sym. Amps 600V Max
	LINE	LOAD	J	T	RK1	RK5	G	CC	
B-C	350-6	350-6	500	500	400	200	60	30	100,000
	350-6	350-6	None						10,000

NO	COMPONENT NO	DESCRIPTION	QTY/M	U/M
BILL OF MATERIAL				
<S>		CRITICAL CHARACTERISTIC FOR PART SAFETY/COMPLIANCE		
●		DENOTES CRITICAL CHARACTERISTICS.		
CPK		DENOTES CPK DIMENSIONS, -MINIMUM CPK VALUE		
(ST)		DENOTES A CHARACTERISTIC THAT PROVIDES AN INDICATION OF PROCESS PERFORMANCE. PROCEDURE FOR MEASUREMENT AND TRACKING TO BE DEFINED IN LITTELFUSE INSPECTION INSTRUCTIONS.		
CP		DENOTES CP DIMENSIONS, -MINIMUM CP VALUE. MUST BE WITHIN THE DIMENSIONAL LIMITATIONS SHOWN ON DRAWING AND INITIALLY LOCATED TO ALLOW FOR MAXIMUM TOOL LIFE.		
MATL SPEC		FINISH		
DRW myork	DATE 3/7/2023	SCALE NTS	FINISH GOOD WT GRAMS/PIECE	
UNLESS OTHERWISE SPECIFIED, DIMENSIONS ARE IN MILLIMETERS, DIMENSIONS IN BRACKETS [] ARE INCHES DIMENSIONING AND DO NOT INCLUDE PLATING. TOLERANCING TO BE INTERPRETED IN ACCORDANCE WITH ANSI Y14.5M-1994				
3RD ANGLE PROJECTION				
TITLE SPLICER BLOCK 600V, 310A, 3 POLE OUTLINE				
Littelfuse CHICAGO, ILLINOIS 60631		REVISION A	DRWG NO. OL-LS45823	SHEET 1 OF 1