
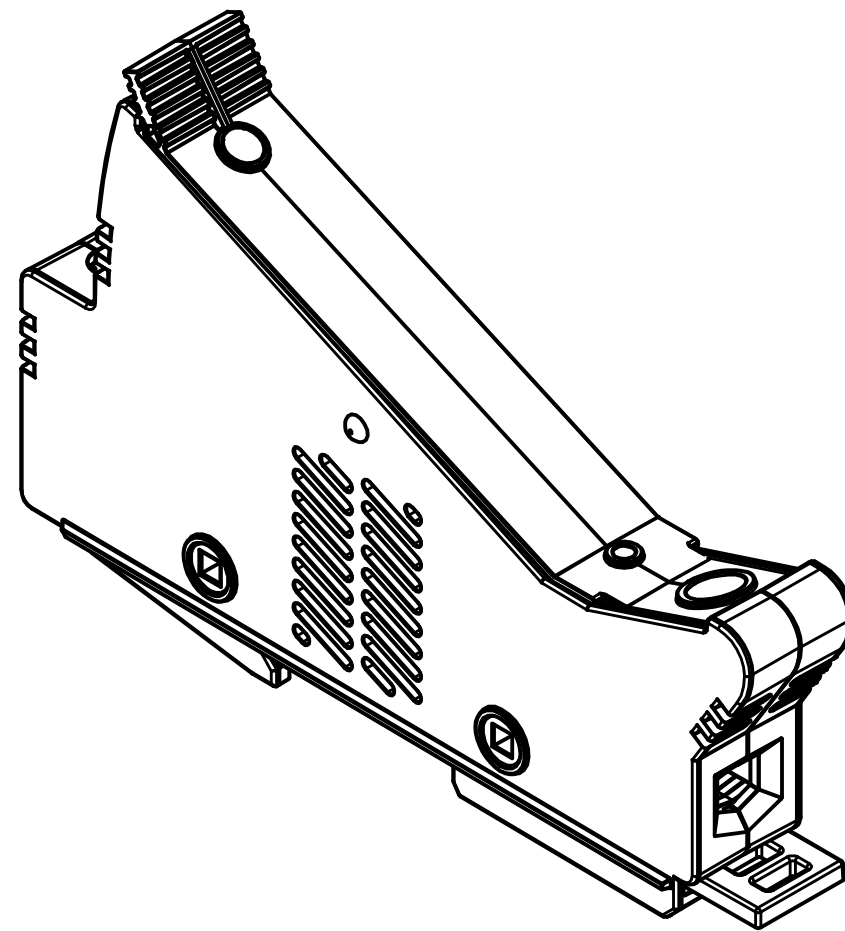


REVISION		
REV	DATE	DESCRIPTION
A	10/13/16	516517GCP - RELEASE MRY
B	6/6/17	517493ECP/D - ADD WIRE TYPE TO SPECS, ADD BUS BAR SPECS, REMOVE DATA SHEET REVISION MRY
C	6/27/19	520977ECP/D - CHG AMP RATING MRY



SPECIFICATIONS:

VOLTAGE RATING: 1500VDC

AMPERE RATING: 32A

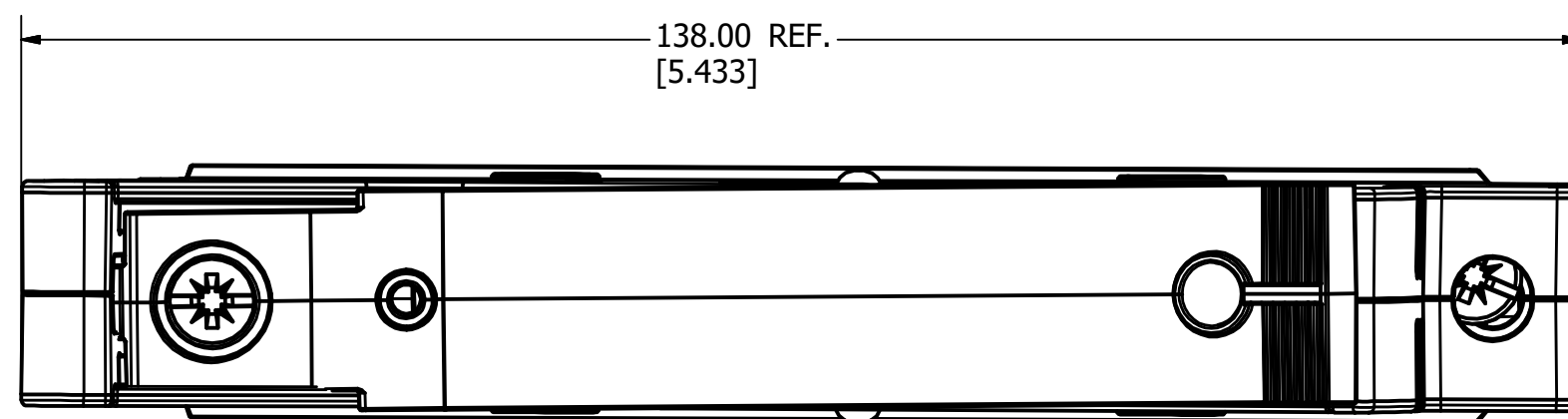
INTERRUPT RATING: 50kA

WIRE TYPE: 75°C or 90°C CU ONLY STRANDED
 UL CLASS B & CLASS C WIRE
 ALPHAWIRE PV SERIES PHOTOVOLTAIC WIRE
 IEC CLASS 5 FLEXIBLE WIRE

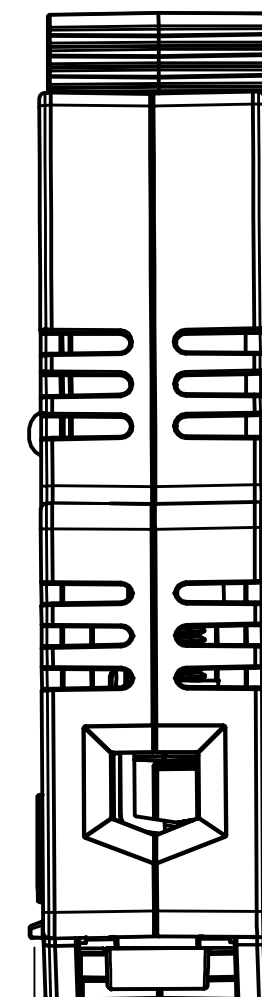
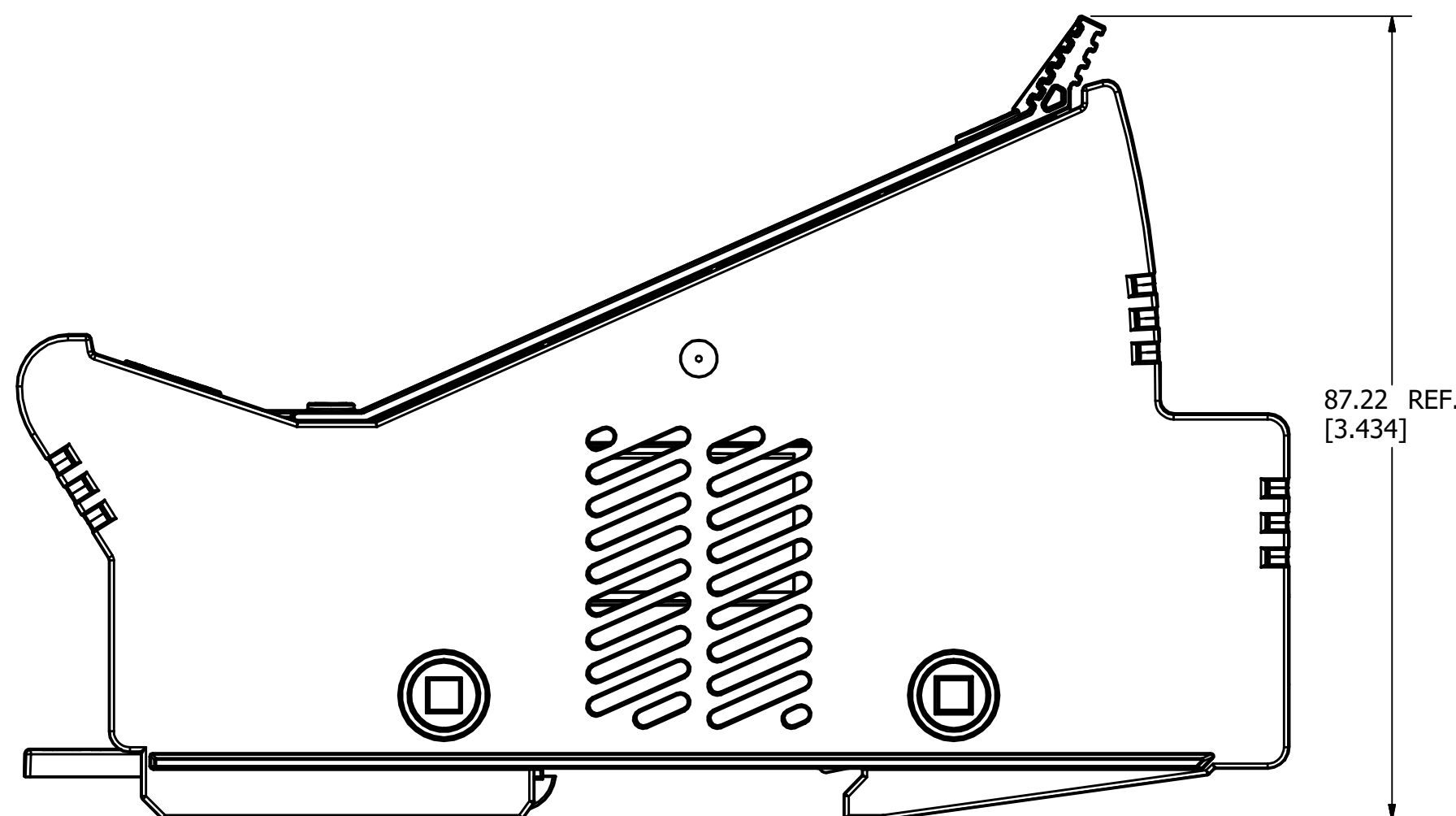
WIRE RANGE/TORQUE:

1x 25-2.5 mm ²	2.71-3.16 N-m
1x 4-14 AWG	24-28 lb-in
2x 16-2.5 mm ²	2.94-3.39 N-m
2x 6-14 AWG	26-30 lb-in
1x 1.5-0.75 mm ²	2.03-2.49 N-m
1x 16-18 AWG	18-22 lb-in
2x 1.5-0.75 mm ²	2.26-2.71 N-m
2x 16-18 AWG	20-24 lb-in

APPROVALS: UL LISTED (FILE NO. E345481)
 IEC 60269-6



COPPER ALLOY BUSBAR SPECIFICATIONS			
TERMINAL	THICKNESS	WIDTH	TORQUE
MAXIMUM	4.78 mm [0.188 in]	7.37 mm [0.290 in]	2.71-3.16 N-m 24-28 lb-in
MINIMUM	3.18 mm [0.125 in]	5.08mm [0.200 in]	



22.10 REF.
[0.870]

●	DENOTES CRITICAL CHARACTERISTICS.
CPK	DENOTES CPK DIMENSIONS, -MINIMUM CPK VALUE
(ST)	DENOTES A CHARACTERISTIC THAT PROVIDES AN INDICATION OF PROCESS PERFORMANCE. PROCEDURE FOR MEASUREMENT AND TRACKING TO BE DEFINED IN LITTELFUSE INSPECTION INSTRUCTIONS.
CP	DENOTES CP DIMENSIONS, -MINIMUM CP VALUE MUST BE WITHIN THE DIMENSIONAL LIMITATIONS SHOWN ON DRAWING AND INITIALLY LOCATED TO ALLOW FOR MAXIMUM TOOL LIFE.

MATL SPEC		FINISH	
DRW MYORK	DATE 5/17/2016	SCALE NTS	FINISH GOOD WT GRAMS/PIECE

UNLESS OTHERWISE SPECIFIED, DIMENSIONS ARE IN MILLIMETERS, DIMENSIONS IN BRACKETS [] ARE INCHES DIMENSIONING AND DO NOT INCLUDE PLATING. TOLERANCING TO BE INTERPRETED IN ACCORDANCE WITH ANSI Y14.5M-1994

3RD ANGLE PROJECTION	
----------------------	--

TITLE LFPXV OUTLINE