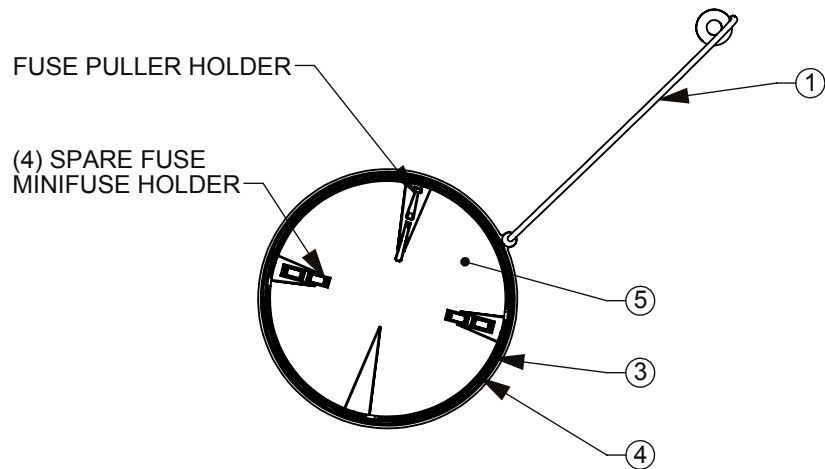
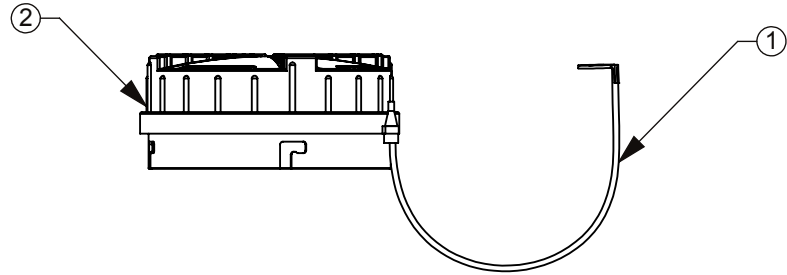


THIS DRAWING AND THE INFORMATION CONTAINED WITHIN IT ARE CONFIDENTIAL AND MAY NOT BE COPIED OR DISCLOSED WITHOUT THE WRITTEN PERMISSION OF LITTELFUSE.



SHOWN WITH TETHER INSTALLED

REVISIONS

ZONE	REV.	DESCRIPTION	DATE	APPROVED
	A	PER ECO 518197 NEW RELEASED	12/19/17	J.THOMAS

NOTES :

1. MATERIAL:
COVER: BLACK UL 94V-0 THERMOPLASTIC
GASKET: SILICONE
LABEL: BLACK LEXAN
TETHER: BLACK UL 94V-0 ELASTOMER
2. COVER LABEL PART IS SHOW ON CUSTOMER SPECIFIC PRINT IF REQUIRED
3. TEMPERATURE RATING: -40°C TO 85°C

NO.	DESCRIPTION	QTY/M	U/M
5	INSIDE CVR LABEL	1	EA
4	LUBRICANT	1	A/R
3	COVER GASKET	1	EA
2	COVER	1	EA
1	COVER TETHER	1	EA

PARTS LIST

INTERPRET DRAWING TO ANSI/ASME Y14.5-1994.

●	FIT/ FUNCTION CRITICAL CHARACTERISTICS SYMBOL
<S>	SAFETY/ COMPLIANCE CRITICAL CHARACTERISTICS SYMBOL
CPK	DENOTES CPK DIMENSIONS MINIMUM CPK VALUE
ST	DENOTES A CHARACTERISTIC THAT PROVIDES AN INDICATION OF PROCESS PERFORMANCE.PROCEDURE FOR MEASUREMENTAND TRACKINGTO BE DEFINED IN LITTELFUSE INSPECTION INSTRUCTIONS
CP	DENOTES CP DIMENSIONS, -MINIMUM CP VALUE MUST BE WITHIN THE DIMENSIONAL LIMITATIONS SHOWN ON DRAWING AND INITIALLY LOCATED TO ALLOW FOR MAXIMUM TOOL LIFE

TOLERANCES UNLESS OTHERWISE SPECIFIED
ONE PLACE DECIMAL ± 0.5 THREE PLACES DECIMAL ± 0.100
TWO PLACES DECIMAL ± 0.20 ANGULAR ± 2°

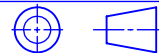
	NAME	DATE
DRAWN	C.MILLER	12/18/17
CHECKED	J.THOMAS	12/20/17
	-	-
	-	-
	-	-



TITLE

FLEC COVER ASSEMBLY

THIRD ANGLE PROJECTION



SIZE A	DWG. NO. OL-FLEC0016Z-1CVR	REV. A
-----------	----------------------------	-----------

DO NOT SCALE DRAWING

SCALE 1:5

SHEET 1 OF 1