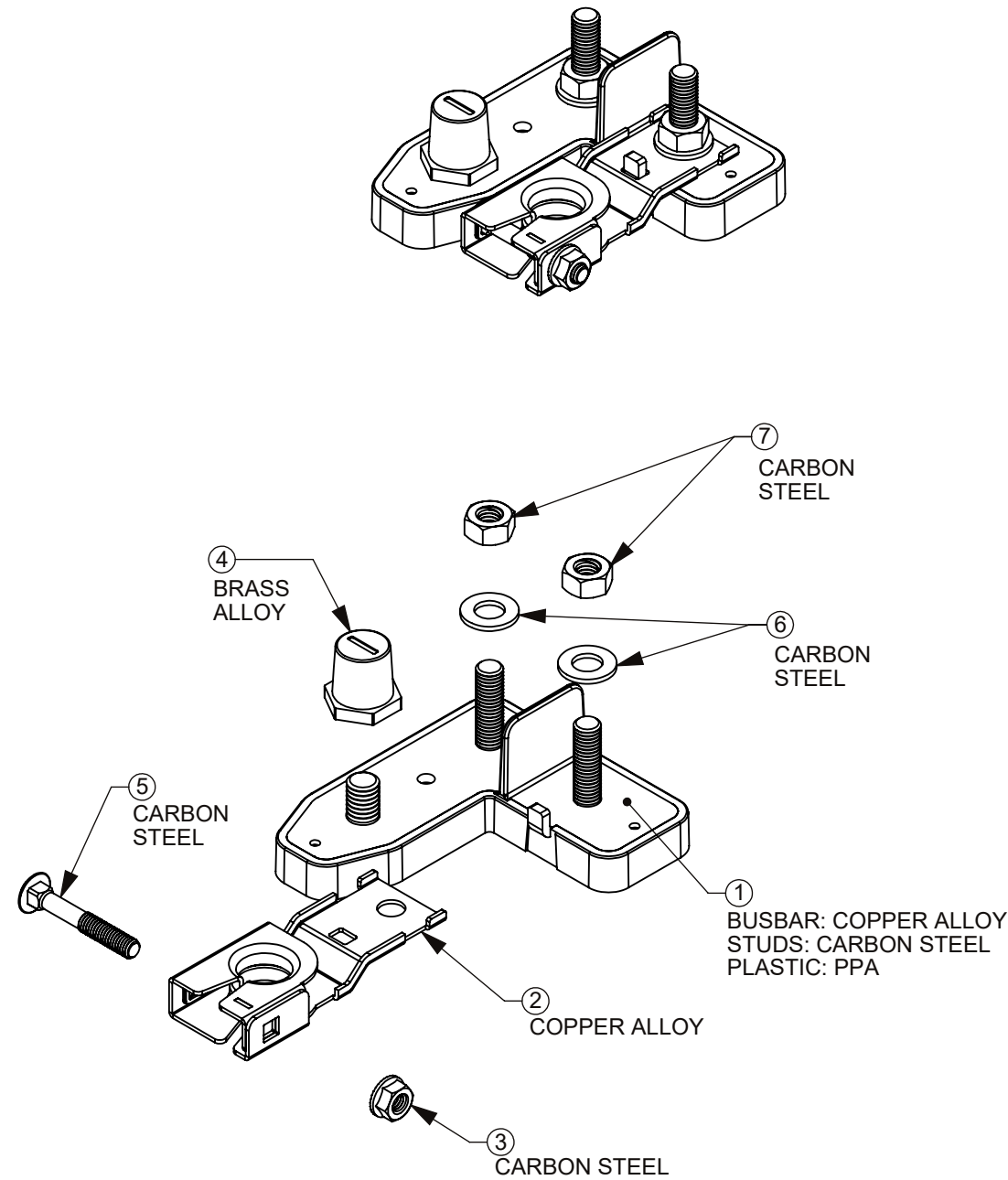
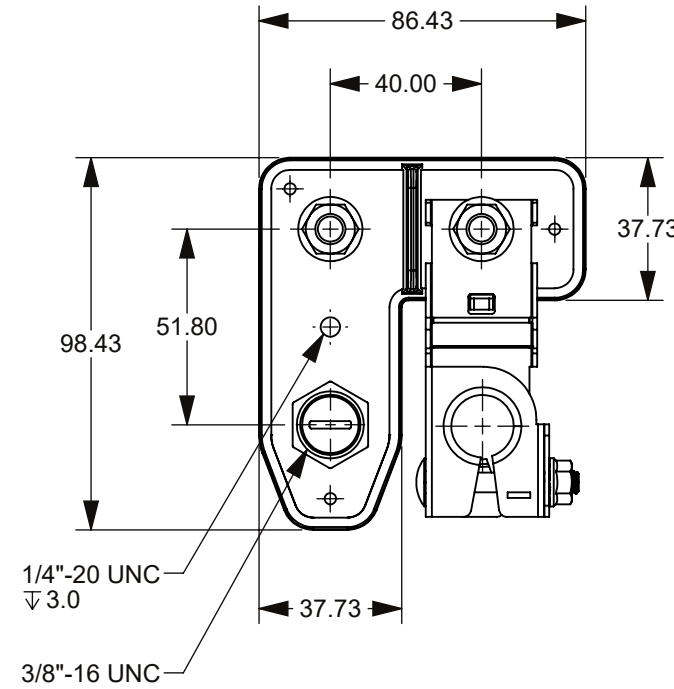


THIS DRAWING AND THE INFORMATION CONTAINED WITHIN IT ARE CONFIDENTIAL AND MAY NOT BE COPIED OR DISCLOSED WITHOUT THE WRITTEN PERMISSION OF LITTELFUSE.

REVISIONS				
ZONE	REV.	DESCRIPTION	DATE	APPROVED
	A	GCF 523452 - INITIAL RELEASE	3/9/2021	R. OLSZEWSKI

NOTES:

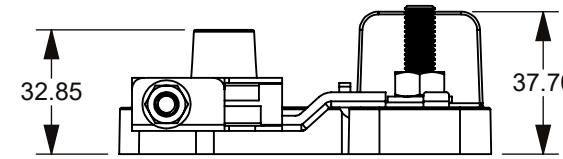
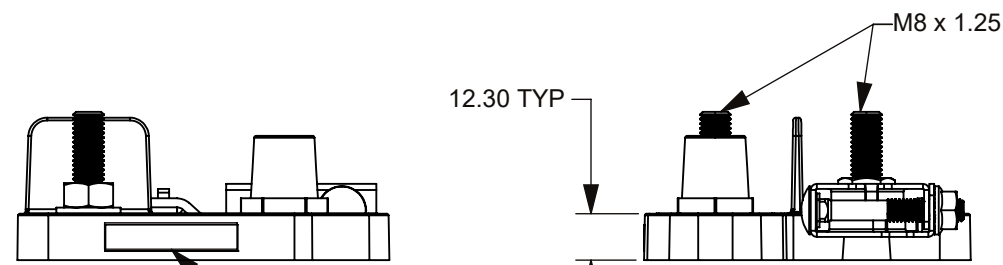
1. MATERIAL: BASE: PPA-GF30, UL94 V-0
2. MAX CONTINUOUS CURRENT: 400A @ <50°C TEMP RISE
3. MAX VOLTAGE: 32V
4. MOUNTING TORQUE WITH M8 NUT: 14±2 N-m (10.3±1.5 FT-LBS)
5. BATTERY TERMINAL TORQUE WITH M6 NUT: 5.4±0.9 N-m (4.0±0.7 FT-LBS) @ 540 RPM
6. BATTERY ADAPTER TORQUE: 16±2 N-m (11.8±1.5 FT-LBS)
7. TRACEABILITY LABEL:
LITTELFUSE P/N: FHZ210
SERIAL #: REVISION LETTER/FHZ210-MONTH/YEAR



NO.	COMPONENT NAME	QTY	U
8	2 POS TRACEABILITY LABEL, MKT	1	EA
7	NUT, M8x1.25, HEX	2	EA
6	WASHER, M8, FLAT	2	EA
5	BOLT, M6x1.0, CUP HEAD SQUARE NECK	1	EA
4	NEGATIVE CHARGING CABLE ADAPTER	1	EA
3	NUT, M6x1.0, SERRATED FLANGE	1	EA
2	NEGATIVE TOP POST BATTERY TERMINAL	1	EA
1	2 POS TERM BLOCK BASE SA	1	EA

●		FIT/ FUNCTION CRITICAL CHARACTERISTICS SYMBOL
<S>		SAFETY/ COMPLIANCE CRITICAL CHARACTERISTICS SYMBOL
CPK		DENOTES CPK DIMENSIONS MINIMUM CPK VALUE
ST		DENOTES A CHARACTERISTIC THAT PROVIDES AN INDICATION OF PROCESS PERFORMANCE PROCEDURE FOR MEASUREMENT AND TRACKING TO BE DEFINED IN LITTELFUSE INSPECTION INSTRUCTIONS
CP		DENOTES CP DIMENSIONS, -MINIMUM CP VALUE MUST BE WITHIN THE DIMENSIONAL LIMITATIONS SHOWN ON DRAWING AND INITIALLY LOCATED TO ALLOW FOR MAXIMUM TOOL LIFE

DIMENSION: MM TOLERANCES UNLESS OTHERWISE SPECIFIED
 ONE PLACE DECIMAL ± 0.5 THREE PLACES DECIMAL ± 0.100
 TWO PLACES DECIMAL ± 0.20 ANGULAR ± 2°



TRACEABILITY LABEL
SEE NOTE 7

NAME	DATE	<p>Littelfuse Expertise Applied Answers Delivered</p>
DRAWN: JEH	3/9/2021	
CHECKED: -	-	<p>TITLE BATT MOUNT, 2POS, BUSSED, FUSE HOLDER</p>
FORM NO: CVP-PE40-0004 REV A	THIRD ANGLE PROJECTION	
SIZE: B	DWG. NO: OL-FHZ210	OUTLINE: A
DO NOT SCALE DRAWING	SCALE 1:2	SHEET 1 OF 1