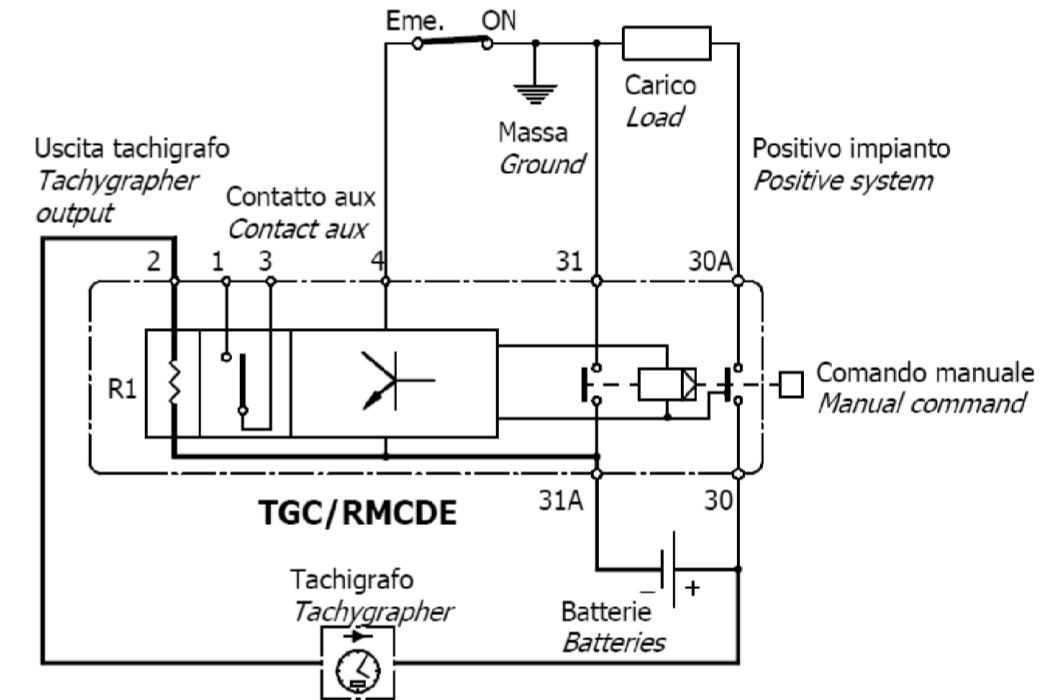
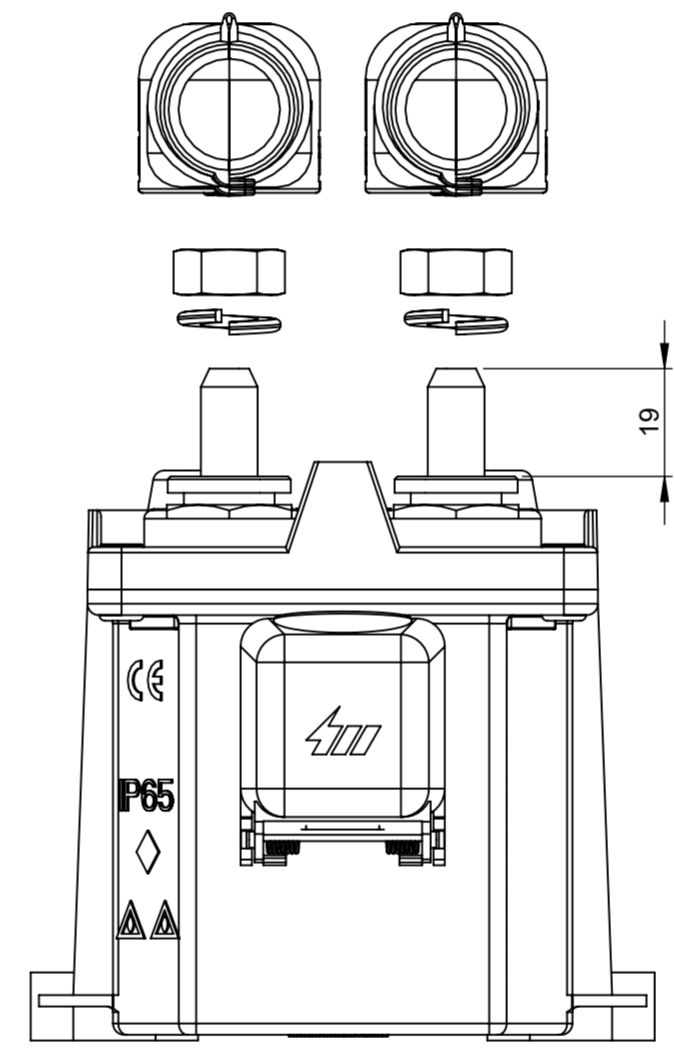
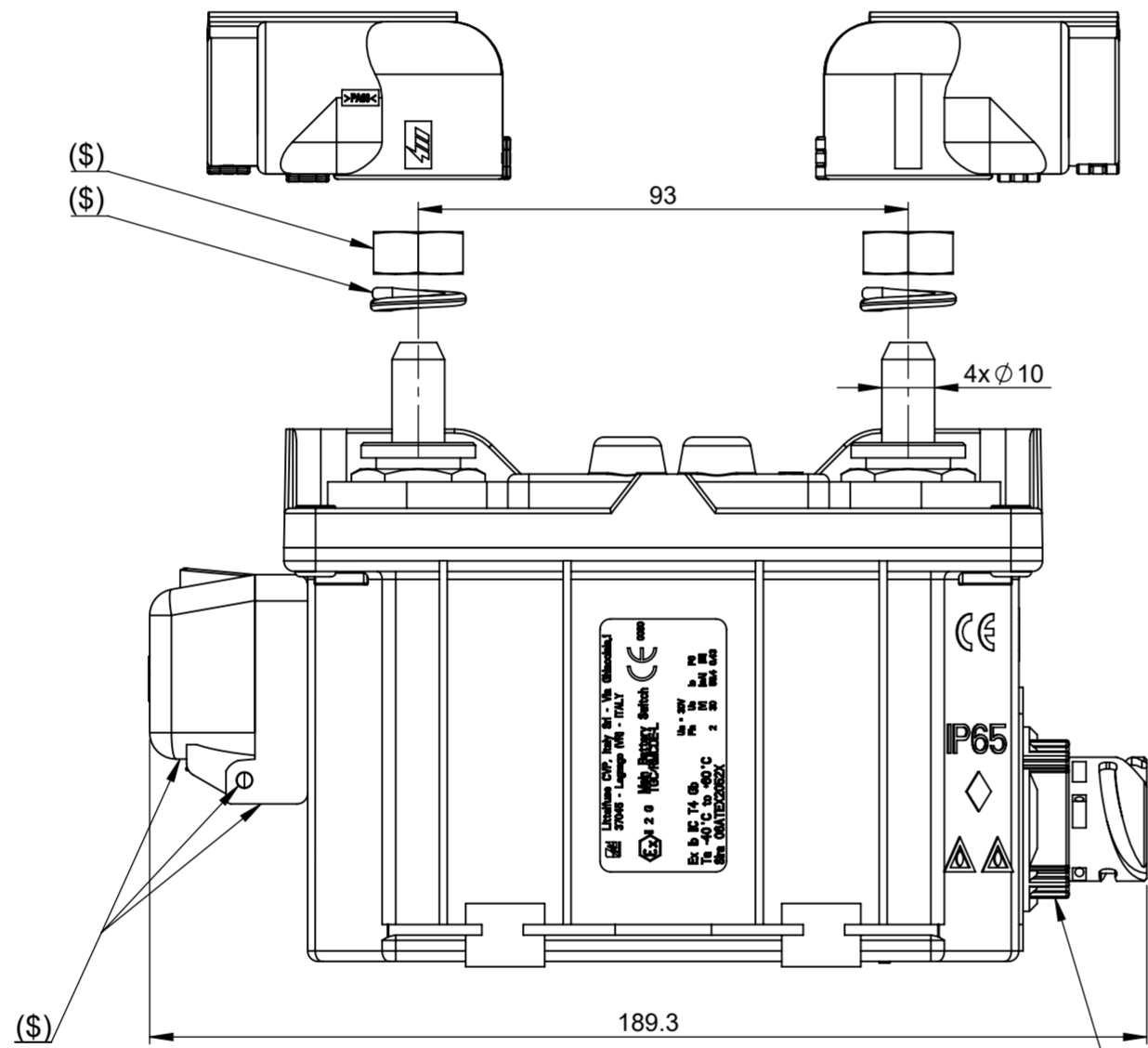
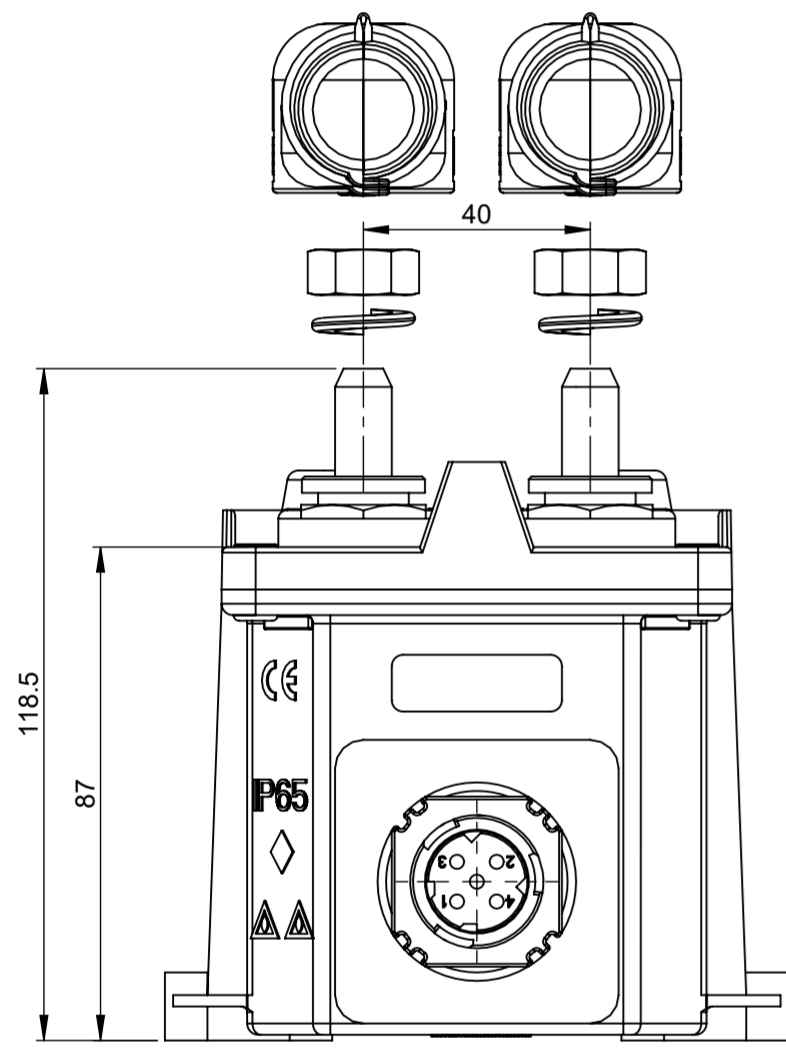
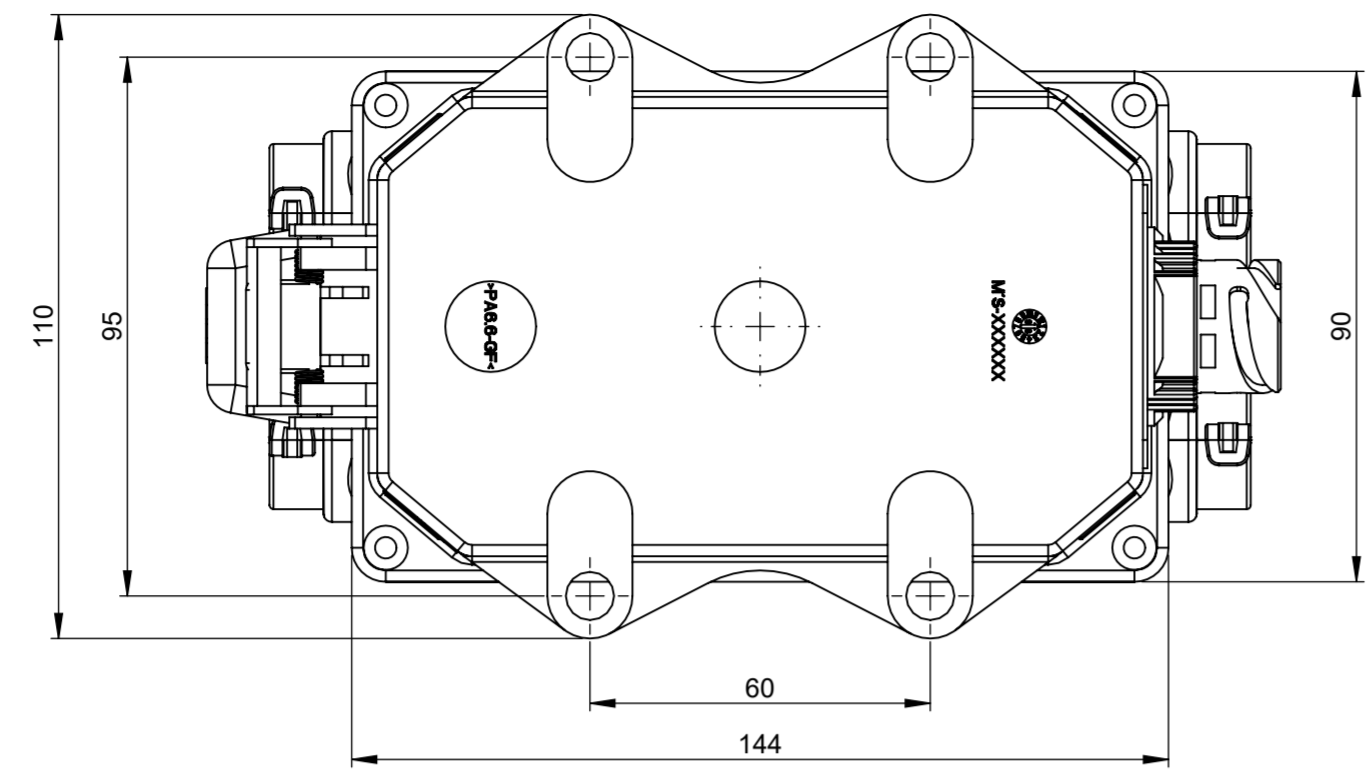


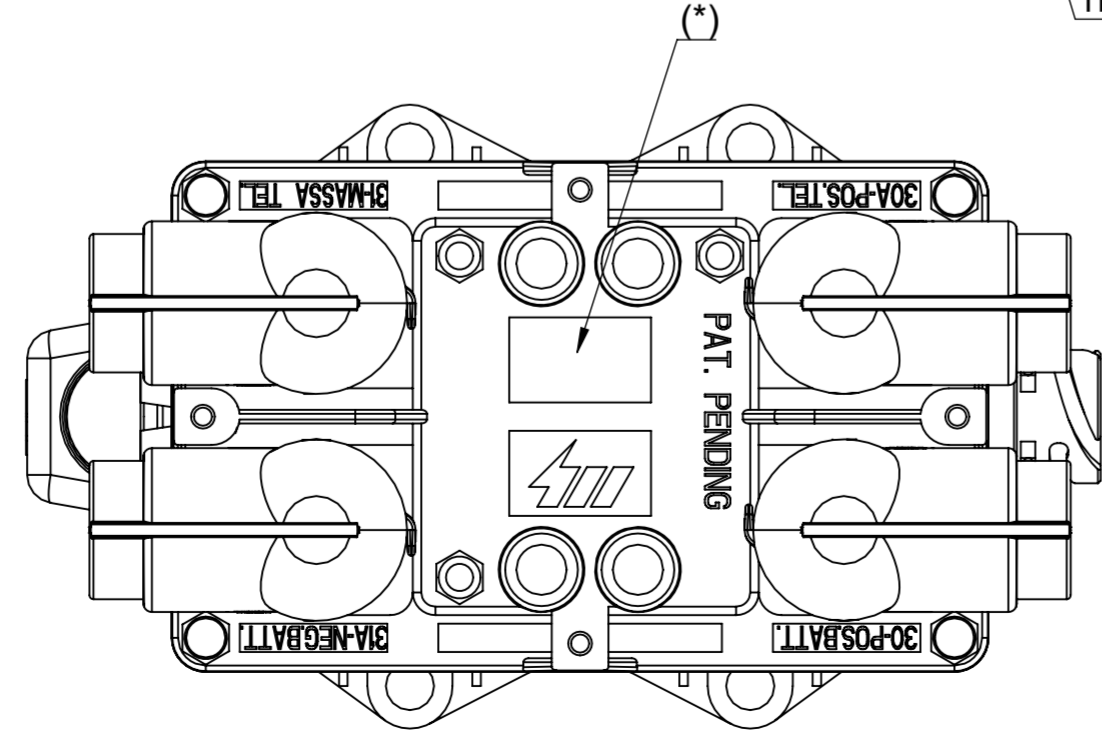
THIS DRAWING AND THE INFORMATION CONTAINED WITHIN IT ARE CONFIDENTIAL AND MAY NOT BE COPIED OR DISCLOSED WITHOUT THE WRITTEN PERMISSION OF LITTELFUSE.

REV.		REVISIONS			
DESCRIPTION	DATE	GCF / ECR	DESIGNED	APPROVED	
A Initial Release	1-Feb-23		L.Dal Molin	M.Tinto	



Tighten the connector nut with a torque of 7 ± 1 Nm

DOCUMENTO CORRELATO AL CERTIFICATO:
DOCUMENT CORRELATED TO THE CERTIFICATE:
SIRA 06 ATEX 2052X
Non sono ammesse modifiche senza l'approvazione della "Persona Autorizzata".
No modify is allowed without the "Authorized Person" approval.



- CHARACTERISTICS**
- Nominal operating voltage: 12V
 - Working voltage: 13.5V
 - Working voltage range: 7 + 16V
 - Max continuous current on contacts: 250A
 - Max current short duration on contacts: 2000A for 30 sec.
 - Number of mechanical and electrical cycles: 50.000
 - Max torque of screws M10= 20 Nm
 - We suggest to fix the Bms to the structure by screws M8 and plane washers under head
 - (*) Data of production according to Littelfuse standard TSP00002 system D
 - The distance between mobile contact and fixed contacts must be minimum 2 mm
 - (\$) Components provided in the kit

DIMENSIONS AND TOLERANCES IN MILLIMETERS, DEFINED ACCORDING TO ISO 1101-2017.	
linear dimensions	
0,5 3	>3 6
±0,2	±0,3
>6 30	>30 120
±0,5	±0,8
>120 400	>400 1000
±1,2	±2
>1000 2000	>120 400
±3	±15
angle (for range of lengths)	
up to 10	>10 50
±1°30'	±1°
>50 120	>120 400
±0°30'	±0°15'
● FIT/ FUNCTION CRITICAL CHARACTERISTICS SYMBOL <S> SAFETY/ COMPLIANCE CRITICAL CHARACTERISTICS SYMBOL CPK DENOTES CPK DIMENSIONS MINIMUM CPK VALUE ST DENOTES A CHARACTERISTIC THAT PROVIDES AN INDICATION OF PROCESS PERFORMANCE. PROCEDURE FOR MEASUREMENT AND TRACKING TO BE DEFINED IN LITTELFUSE INSPECTION INSTRUCTIONS CP DENOTES CP DIMENSIONS. MINIMUM CP VALUE MUST BE WITHIN THE DIMENSIONAL LIMITATIONS SHOWN ON DRAWING AND INITIALLY LOCATED TO ALLOW FOR MAXIMUM TOOL LIFE	
NAME	DATE
DRAWN L. Dal Molin	1 Feb 2023
CHECKED -	-
 Expertise Applied Answers Delivered	
FORM NO: CVP-PE40-0013 REV A	
FIRST ANGLE PROJECTION	
SIZE: A2	DWG. NO. OL-08097364
SCALE 1:2	OUTLINE REV. A
DO NOT SCALE DRAWING	SHEET 1 OF 1