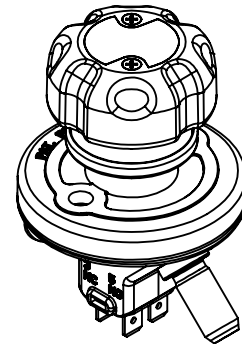
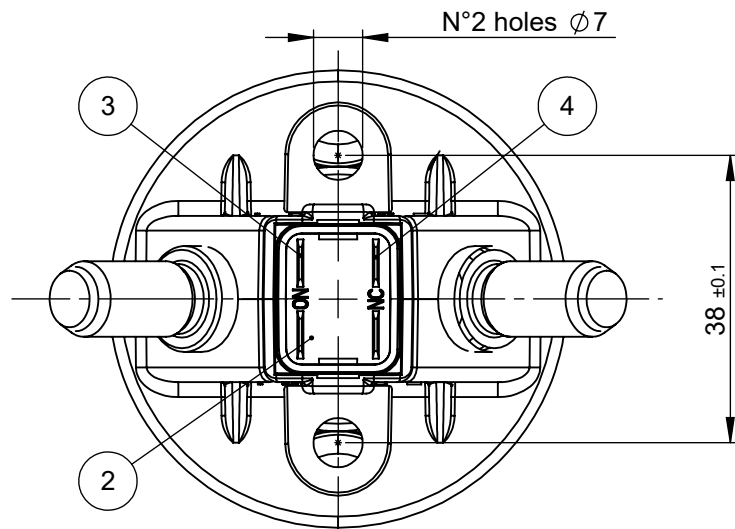


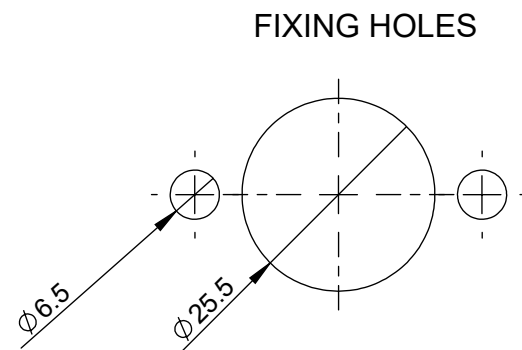
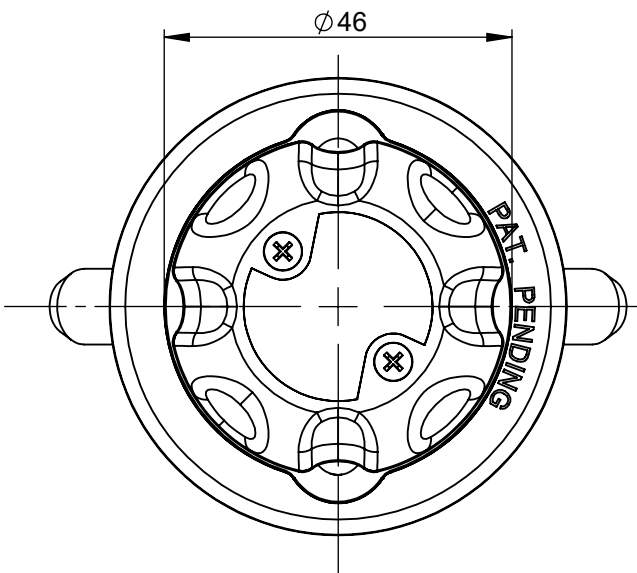
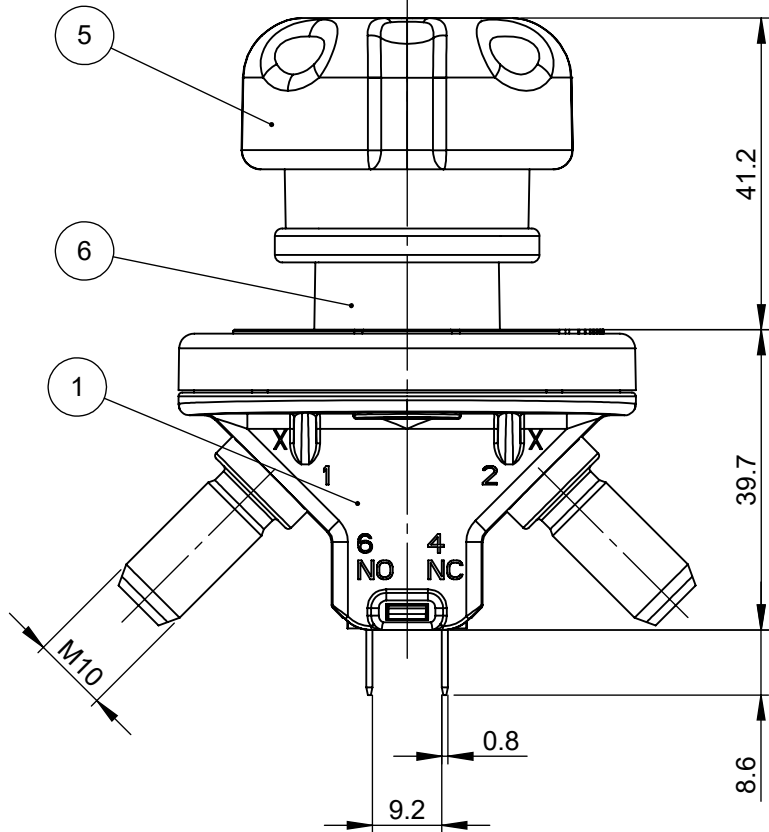
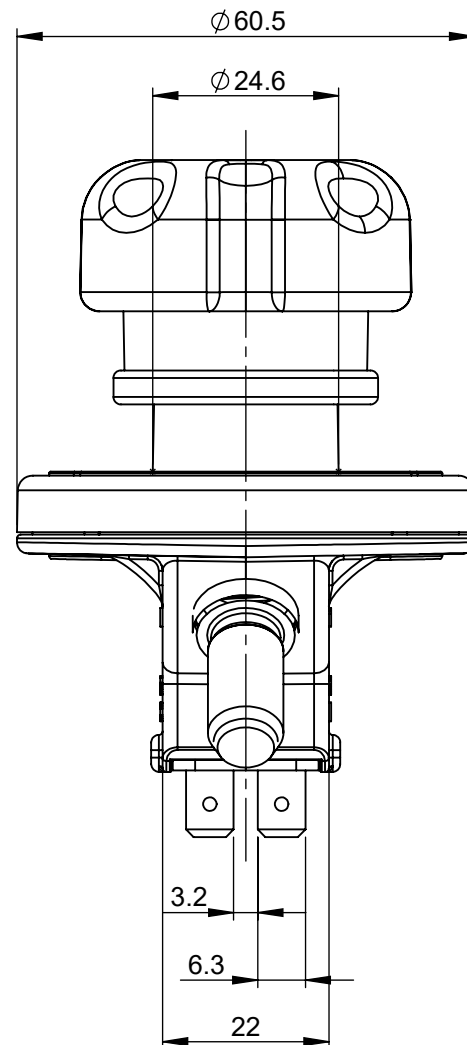
THIS DRAWING AND THE INFORMATION CONTAINED WITHIN IT ARE CONFIDENTIAL AND MAY NOT BE COPIED OR DISCLOSED WITHOUT THE WRITTEN PERMISSION OF LITTELFUSE.

REVISIONS

REV.	DESCRIPTION	DATE	DESIGNED	APPROVED
A	First issue of outline drawing	19-May-20	L.Dal Molin	M.Tinto



SCALE 1:2



FIXING HOLES

CHARACTERISTICS:

- Number of mechanical operations: 5000
- Number of electrical operations: 5000
- Rated voltage: 12V-24V
- Maximum continuous current: 150A
- Maximum current main contacts short time: 1200A for 5s at 25°C
- Fixing on support with screws and nuts M6- tightening torque 3.3±0.2 Nm ; fixing the knob to the body with self-tapping screws - tightening torque 0.5±0.1 Nm

OPERATION

- To close the contacts: press the button for at least 1mm and rotate clockwise for 90°; release the button checking that it returns to the previous position and the indicator is in the ON position
- To open the contacts: press the button firmly for at least 1mm; release immediately checking that the indicator is in the OFF position

SAP drawing number:

Material and treatments:

POS.	DESCRIPTION	MATERIAL	Q.TY	U/M
6	Upper body	Polyamide	1	EA
5	Knob complete		1	EA
4	Faston contact long	Brass	2	EA
3	Faston contact short	Brass	2	EA
2	Support for contact faston	Polyamide	1	EA
1	Body comoulded for aux		1	EA

DIMENSIONS AND TOLERANCES IN MILLIMETERS, DEFINED ACCORDING TO ISO 1101-2017.

linear dimensions						
0,5	>3	>6	>30	>120	>400	>1000
3	6	30	120	400	1000	2000
±0,2	±0,3	±0,5	±0,8	±1,2	±2	±3
angle (for range of lengths)						
up to 10	>10	>50	>120	>400		
	50	120	400			
±1°30'	±1°	±0°30'	±0°15'			

●	FIT/ FUNCTION CRITICAL CHARACTERISTICS SYMBOL
<S>	SAFETY/ COMPLIANCE CRITICAL CHARACTERISTICS SYMBOL
CPK	DENOTES CPK DIMENSIONS MINIMUM CPK VALUE
ST	DENOTES A CHARACTERISTIC THAT PROVIDES AN INDICATION OF PROCESS PERFORMANCE. PROCEDURE FOR MEASUREMENT AND TRACKING TO BE DEFINED IN LITTELFUSE INSPECTION INSTRUCTIONS
CP	DENOTES CP DIMENSIONS, -MINIMUM CP VALUE MUST BE WITHIN THE DIMENSIONAL LIMITATIONS SHOWN ON DRAWING AND INITIALLY LOCATED TO ALLOW FOR MAXIMUM TOOL LIFE

NAME	DATE	Littelfuse	
DRAWN L. Dal Molin	15-May-20	Expertise Applied Answers Delivered	
CHECKED -	-	TITLE	
-	-	MANUAL BDS IGC/175-PD	
-	-	FORM NO: CVP-PE40-0013 REV A	
-	-	FIRST ANGLE PROJECTION	
DO NOT SCALE DRAWING	SCALE 1:1	SIZE: A3	DWG. NO. OL-08080100
			REV. A
			SHEET 1 OF 1