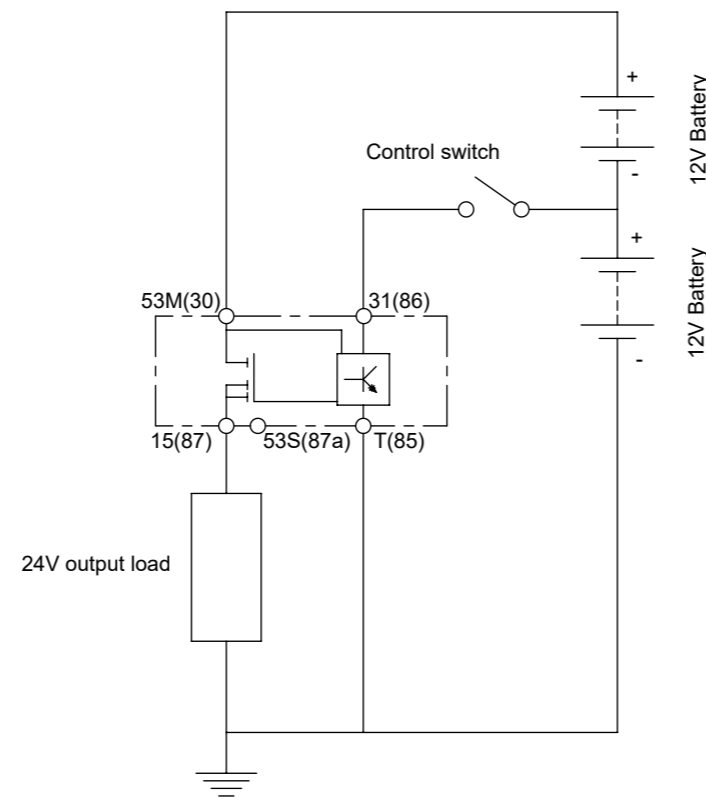


THIS DRAWING AND THE INFORMATION CONTAINED WITHIN IT ARE CONFIDENTIAL AND MAY NOT BE COPIED OR DISCLOSED WITHOUT THE WRITTEN PERMISSION OF LITTELFUSE.

REVISIONS

REV.	DESCRIPTION	DATE	GCF / ECR	DESIGNED	APPROVED
A	First issue of outline drawing	01-Oct-21		L.Dal Molin	M.Tinto

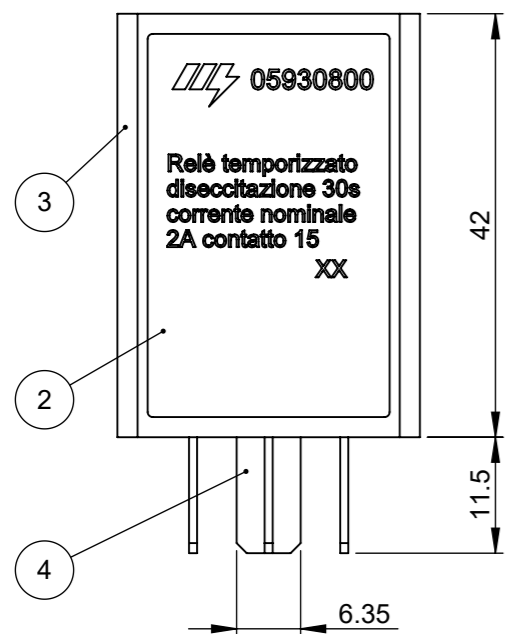
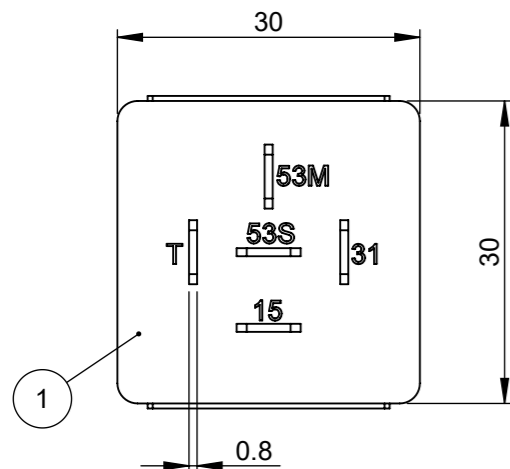
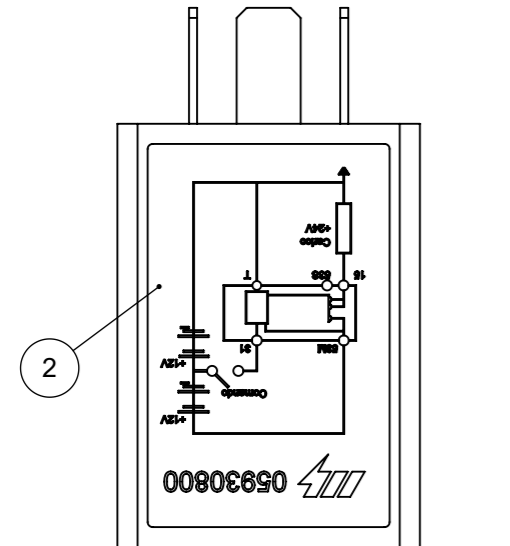
ELECTRICAL DIAGRAM



CONTACT ARRANGEMENT

N. contacts	Function
T	85 Negative
31	86 Positive command
15	87 Exit
53M	30 Positive (+30)
53S	Not allocated

POS.	p/N	DESCRIPTION	MATERIAL	Q.TY	U/M
4		Male contact	Brass	5	EA
3		Box	Thermoplastic	1	EA
2		Self-adhesive label		2	EA
1		Top cover	Thermoplastic	1	EA



PRESCRIPTIONS

The top cover must have only the five male terminals of 6.35 therefore the terminal 2.8, designated with the letter I, must be cut.

Nominal working voltage 31(86): 12V continuous voltage
 Voltage range 31(86): 9.6 ÷ 16V
 Maximum contact current 15(87): 5 A
 Nominal contact current: 2 A

SAP drawing number: 10000115061

Material and treatments:

DIMENSIONS AND TOLERANCES IN MILLIMETERS, DEFINED ACCORDING TO ISO 1101-2017.

linear dimensions						
0,5	>3	>6	>30	>120	>400	>1000
3	6	30	120	400	1000	2000
±0,2	±0,3	±0,5	±0,8	±1,2	±2	±3
angle (for range of lengths)						
up to	>10	>50	>120	>400		
10	50	120	400			
±1°30'	±1°	±0°30'	±0°15'			

●	FIT/ FUNCTION CRITICAL CHARACTERISTICS SYMBOL
<S>	SAFETY/ COMPLIANCE CRITICAL CHARACTERISTICS SYMBOL
CPK	DENOTES CPK DIMENSIONS MINIMUM CPK VALUE
ST	DENOTES A CHARACTERISTIC THAT PROVIDES AN INDICATION OF PROCESS PERFORMANCE. PROCEDURE FOR MEASUREMENT AND TRACKING TO BE DEFINED IN LITTELFUSE INSPECTION INSTRUCTIONS
CP	DENOTES CP DIMENSIONS, -MINIMUM CP VALUE MUST BE WITHIN THE DIMENSIONAL LIMITATIONS SHOWN ON DRAWING AND INITIALLY LOCATED TO ALLOW FOR MAXIMUM TOOL LIFE

NAME	DATE	Littelfuse	
DRAWN: L. Dal Molin	01-Oct-21	Expertise Applied Answers Delivered	
CHECKED: -	-	TITLE	
-	-	RELAY FOR TIME-DELAYED DEENERG.	
-	-	30 SEC.	
FORM NO: CVP-PE40-0013 REV A	SIZE: A3	DWG. NO. OL-05930800	OUTLINE REV. A
FIRST ANGLE PROJECTION	DO NOT SCALE DRAWING	SCALE 2:1	SHEET 1 OF 1