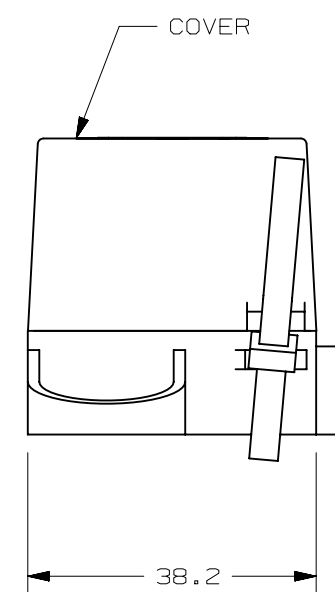
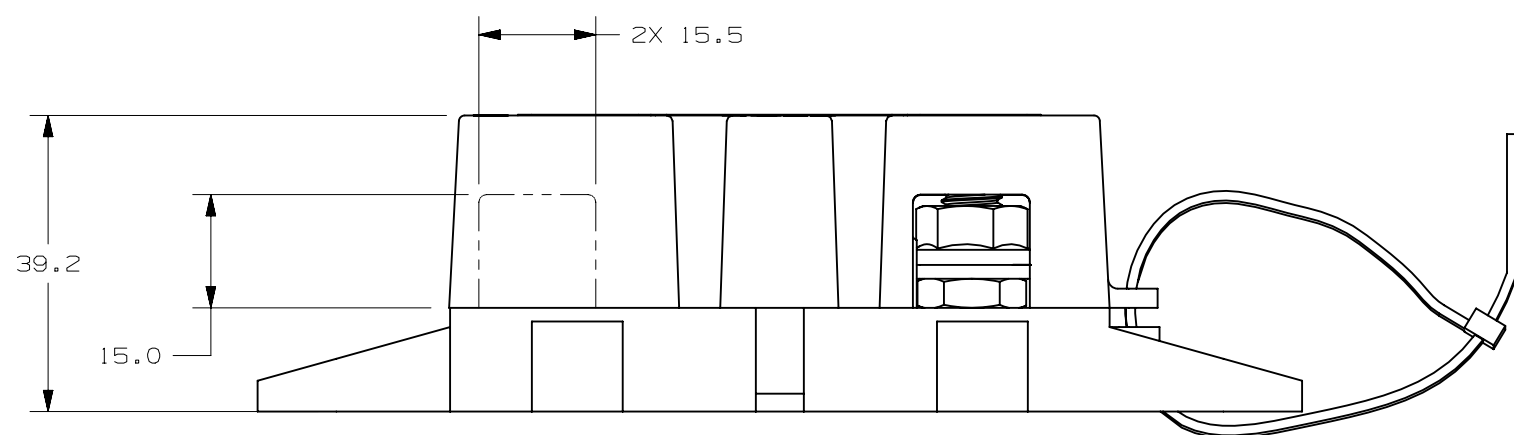
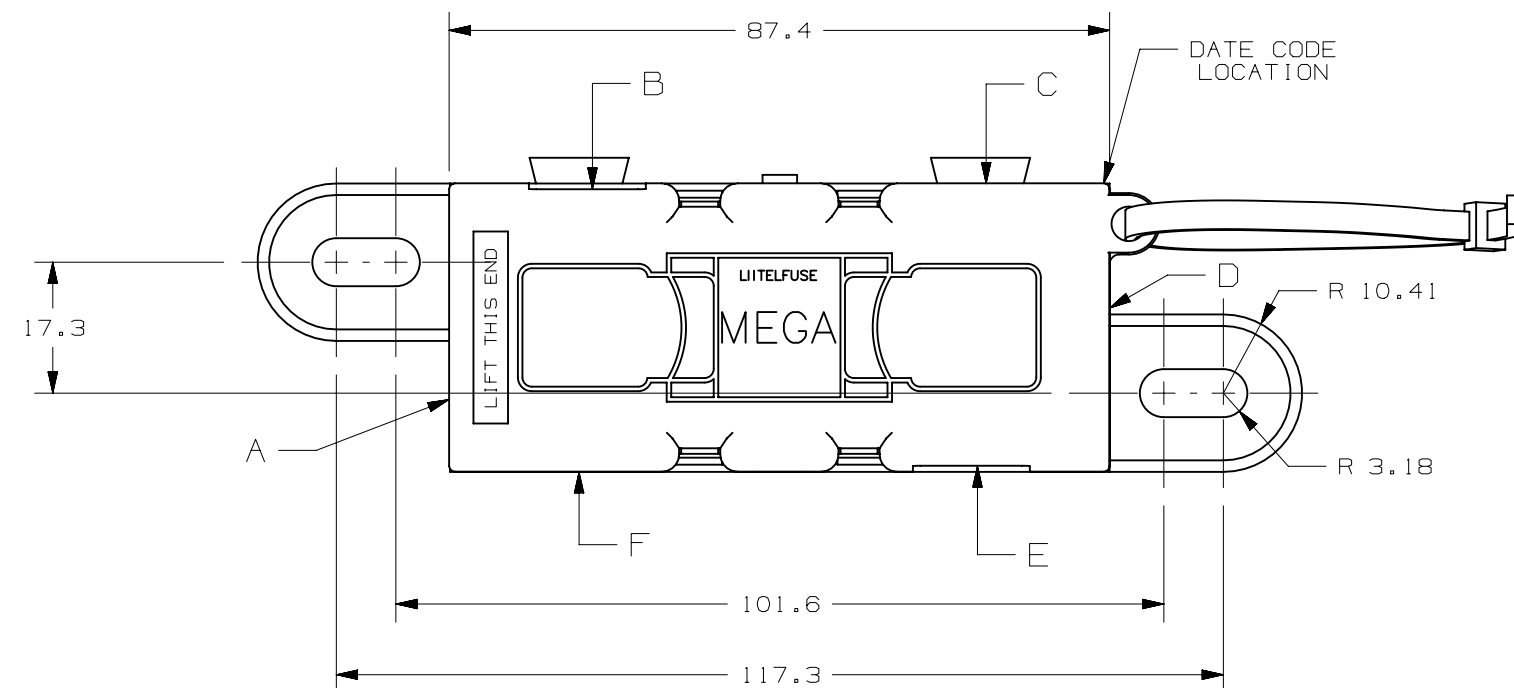
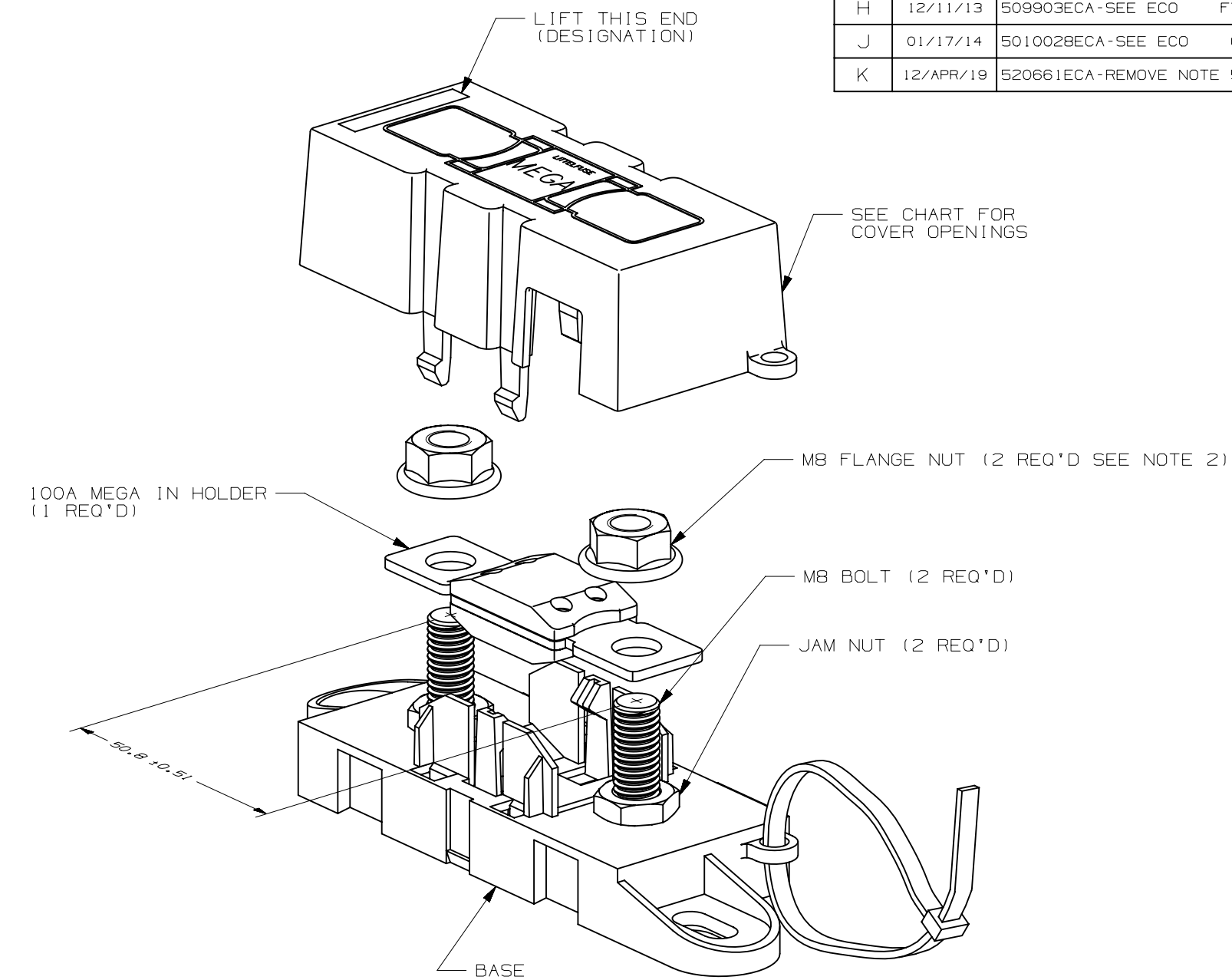


Partnumber		COVER OPENING POSITION	FLANGED NUT LOCATION	"NO TORQUE" LOCATION NOTE 2	FUSE RATING
Littelfuse	JLR	B E	1 2	1 2	100A
O2981035ZXT	CK52-14A073-DA				

LTR	DATE	REVISION	CHK	APD
A	02/04/11	501589ERA-RELEASE OPL		
B	18.Feb.2011	501673 ECA - ADD LF + JLR PART NUMBER TO DRAWING PJ		
C	06/08/12	50519BECA-REMOVE DASHED LINES. UNNECESSARY LINES OPL		
D	07/27/12	505174ECA-REMOVE TETHER FYUE		
E	01/09/13	507164ECA-ADD TETHER FYUE		
F	01/30/13	507445ECA-CORRECT JLR PART NUMBER FYUE		
G	03/15/13	507743ECA-SEE ECO FYUE		
H	12/11/13	509903ECA-SEE ECO FYUE		
J	01/17/14	501002BECA-SEE ECO OPL		
K	12/APR/19	520661ECA-REMOVE NOTE 5 OPL		

GENERAL NOTES:

- COVER RETENTION TEST: MINIMUM FORCE OF 2 LBS. REQUIRED TO REMOVE COVER WHEN IT IS SUSPENDED UPSIDE DOWN. FORCE SHALL BE APPLIED THROUGH THE INNER HOLES (2) IN BASE. USE FIXTURE #T-C403 TO SUPPORT PART.
- MANUALLY ASSEMBLE FLANGED NUT ONTO STUD AND FINGER TIGHTEN ANYWHERE BELOW TOP OF STUD.
- HOLDER MEETS L/F VALIDATION TEST SPEC. VS-005002.
- MATERIALS:
 - * BODY - GLASS FILLED THERMOPLASTIC
COLOR - BLACK
 - * COVER - THERMOPLASTIC
COLOR - BLACK
 - * STUDS & NUTS - M8 X 1.25 STEEL
ZINC PLATE WITH TRIVALENT CHROMATE, LEACHED AND SEALED.
INTEGRAL TORQUE CONTROL LUBRICANT FINISH.
(MEETS 96 HR. ASTM STD. B-117 SALT SPRAY REQ.)



UNLESS OTHERWISE SPECIFIED, DIMENSIONS ARE IN MILLIMETERS. DIMENSIONS IN BRACKETS [] ARE INCHES.			
UNLESS OTHERWISE SPECIFIED, DIMENSIONS DO NOT INCLUDE PLATING.			
⊙	DENOTES CRITICAL CHARACTERISTICS.		
CPK	DENOTES CPK DIMENSIONS, -MINIMUM CPK VALUE		
⊙	DENOTES A CHARACTERISTIC THAT PROVIDES AN INDICATION OF PROCESS PERFORMANCE. PROCEDURE FOR MEASUREMENT AND TRACKING TO BE DEFINED IN LITTELFUSE INSPECTION INSTRUCTIONS		
CP	DENOTES CP DIMENSIONS, -MINIMUM CP VALUE MUST BE WITHIN THE DIMENSIONAL LIMITATIONS SHOWN ON DRAWING AND INITIALLY LOCATED TO ALLOW FOR MAXIMUM TOOL LIFE		
COPIES TO	MATL SPEC		
1 9 18	FINISH		
2 10 19			
3 12 20			
4 13 21	DRW OPL	DATE 01/19/11	SCALE 1:1
5 14 23	CHK	DATE	SUPER DR
6 15 33	APPD	DATE	FINSH GOOD WT
7 16 43	GRAMS/PIECE		
8 17 53	GRAMS/PIECE		
TOLERANCES UNLESS OTHERWISE SPECIFIED (REF. ISO 2768-mK)			
DIMENSION	0.5 - 3	3 - 6	6 - 30
TOLERANCE	+0.1	+0.1	+0.2
3RD ANGLE PROJECTION			
TITLE MEGAFUSE HOLDER			
Littelfuse		REVISION K	DRWG. NO. OL-02981035ZXT
DES PLAINES, ILLINOIS 60016		OUTLINE	

METRIC ASSEMBLY

CAD GENERATED DRAWING - NO PENCIL CHANGES ALLOWED