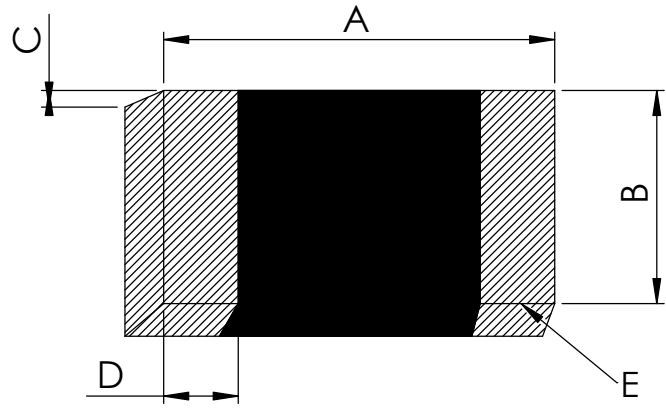


2

1





Mechanical Dimensions :

A	B	C	D	E
0.0394" ± 0.008" (1.0007 ± 0.3048mm)	0.0197" ± 0.008" (0.5003 to 0.2032 mm)	0.028" Max (0.7112 mm Max)	0.0079" ± 0.004"(2X) (0.2006 ± 0.1016mm (2X))	Solder Plated Terminations

Electrical Specifications :

Resistance (25 °C) Ω	Resistance Tolerance, ±%	Temp, Coefficient (%/ °C)	Beta(K)	Temp Rating(°C)	Power Rating(V)	Packaging
100 to 100000	1 to 10	3.31 to 4.4	2000~5000	-55 ~ +150	300~400	Tape & Reel

Rev	Description	By	Date	ECO NO
A	Initial Release	RKM	04/04/2023	
Revision History				
Reference Legacy No.		USPxxxx REV x		

Project Code XXXXXX		
 Third Angle Projection		
Units Inch(mm)	Division IBU - Temperature Sensors	
General Tolerances 0.X = ± 0.X 0.XX = ± 0.XX 0.XXX = ± 0.XXX	Title End Banded NTC Thermistor Chips-0402	
Drawn By RKM	Finished Product Part Number NSRA	Rev A
Date 04/04/2023	Internal No. NSRA	Sheet 1 of 1
	Size A	Do Not Scale

2

1

B

B

A

A