

MM IN.
 25 010
 317 125
 19.43 765
 20.57 810
 22.86 900
 48.51 1910
 36.57 1.440
 61.97 2.440

M-95502

APPLICABLE SAE
 STANDARD OR
 RECOMMENDED PRACTICE
 SAE J259

LOCK & 2 KEYS

FACE NUT, ALUMINUM

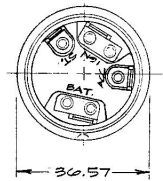
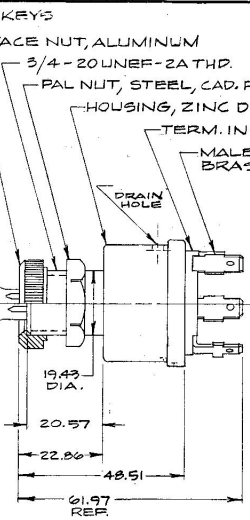
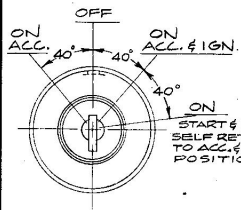
3/4 - 20 UNEF - 2A THD.

PAL NUT, STEEL, CAD. PLT.

HOUSING, ZINC DIE CAST

TERM. INSUL., BAKELITE

MALE BLADE TERMINALS,
 BRASS



Confidential property of Cole Hersee

METRIC

NOTE:
 ADAPTER FACE NUT PERMITS ASSEMBLY
 OF SWITCH TO 3/4 & 7/8 DIA. PANEL HOLES.

DO NOT SCALE

LET	WAS	DATE	BY	LET	WAS	DATE	BY	MATERIAL	DRAWN	CHECKED	APPR'D.	SCALE	DATE DRAWN
								#	EA			1:1	5-11-62
								FINISH	COLE-HERSEE COMPANY BOSTON, MASS. 02127, U.S.A.				DATE BLUEPRINT
							#						
				K	ECN 01064	1-30-61	MS	TOLERANCES	4 POSITION IGN. & START SW.				M-95502
			J	PRIN. HOLE	28-82	MS	FRACTIONAL ±						
			H	REV. 119 372	8-11-71	MS	DECIMAL ±.25						

COLE-HERSEE CO.