

Date: - 1st June, 2017

Data Sheet Issue: - 3

Water Cooled Heatsink Type XW180GC34#

Characteristics – Double side cooling, 2 coolers + 1 Semiconductor

| | PARAMETER | TYP. | TEST CONDITIONS | UNITS |
|-----------------------|---------------------------------------|------|--------------------------------|-------|
| R _{th (C/W)} | Cooler-input water thermal resistance | 2.55 | 6l/m flow rate, Power – 2.5kW | K/kW |
| R _{th (C/W)} | Cooler-input water thermal resistance | 1.95 | 10l/m flow rate, Power – 2.5kW | K/kW |


Characteristics – Double side cooling, 3 coolers + 2 Semiconductors

| | PARAMETER | TYP. | TEST CONDITIONS | UNITS |
|-----------------------|---------------------------------------|------|--------------------------------|-------|
| R _{th (C/W)} | Cooler-input water thermal resistance | 3.25 | 6l/m flow rate, Power – 2.5kW | K/kW |
| R _{th (C/W)} | Cooler-input water thermal resistance | 2.4 | 10l/m flow rate, Power – 2.5kW | K/kW |

Physical/Electrical properties

| | PARAMETER | MIN. | TYP. | MAX. | TEST CONDITIONS | UNITS |
|----|---|---------------------|------|------|-----------------|-------|
| ΔP | Pressure difference between input and output water per cooler | - | 63 | - | 6l/m | kPa |
| ΔP | Pressure difference between input and output water per cooler | - | 140 | - | 10l/m | kPa |
| M | Mass without busbar (XW180GC34A) | - | 4.92 | - | | kg |
| M | Mass with busbar (XW180GC34B) | - | 5.89 | - | | kg |
| | Dimensions | See outline drawing | | | | |

Mechanical properties

| | PARAMETER | MIN. | TYP. | MAX. | UNITS |
|---|---------------------------|----------------------------|------|------|-------------------|
|  | Flatness of contact area | - | 20 | - | μm |
| Ra | Roughness of contact area | - | 0.8 | - | μm |
| | Clamping force | - | - | 13 | N/mm ² |
| | Finish of contact area | Nickel-plating 10μm bright | | | |
| | Hydraulic fitting | 3/8" BSPP | | | |

* For other busbar/mechanical configurations please consult the factory.

Notes

The graphs on the following pages are typical values at 2500W.

1.0 - Temperature reference points

Heatsink – in the cooler within 2mm of device centre
 Ambient – water temperature at the assembly input.

2.0 - Multiple cooler stacks

2.1 - 2 coolers/1 semiconductor

The temperature of the water entering the last cooler pair should be taken into account. The temperature rise of cooling water along the stack with respect to the ambient input water is $(\Delta T)W$ according to the formula shown below: -

$$(\Delta T)W = \frac{14.4 * P(n - 1)}{F}$$

Where P is the power (in kW) dissipated in the semiconductor
 n is the number of semiconductors
 F is the water flow in Litres/min.

The rise in temperature of the last cooler pair with respect to the ambient input water is then: -

$$(\Delta T)C = (\Delta T)W + P * R_{thCW}$$

Where R_{thCW} is obtained from the curve for double side cooling on page 3

2.2 - (n + 1) coolers/n semiconductors (n greater than 2)

In any series stack of coolers with n greater than two, the hottest cooler will usually be the penultimate one in the down stream direction.

The inlet water temperature rise to the last but one cooler (relative to stack inlet) may be calculated according to:

$$(\Delta T)W = \frac{14.4 * P(2n - 3)}{2F}$$

The effective temperature rise of the penultimate cooler with respect to the stack input water is given by:

$$(\Delta T)C = (\Delta T)W + P * R_{thCW}$$

Where R_{thCW} is obtained from the curve for 3 coolers on page 3

Curves

Figure 1 – Steady state thermal resistance vs Water flow

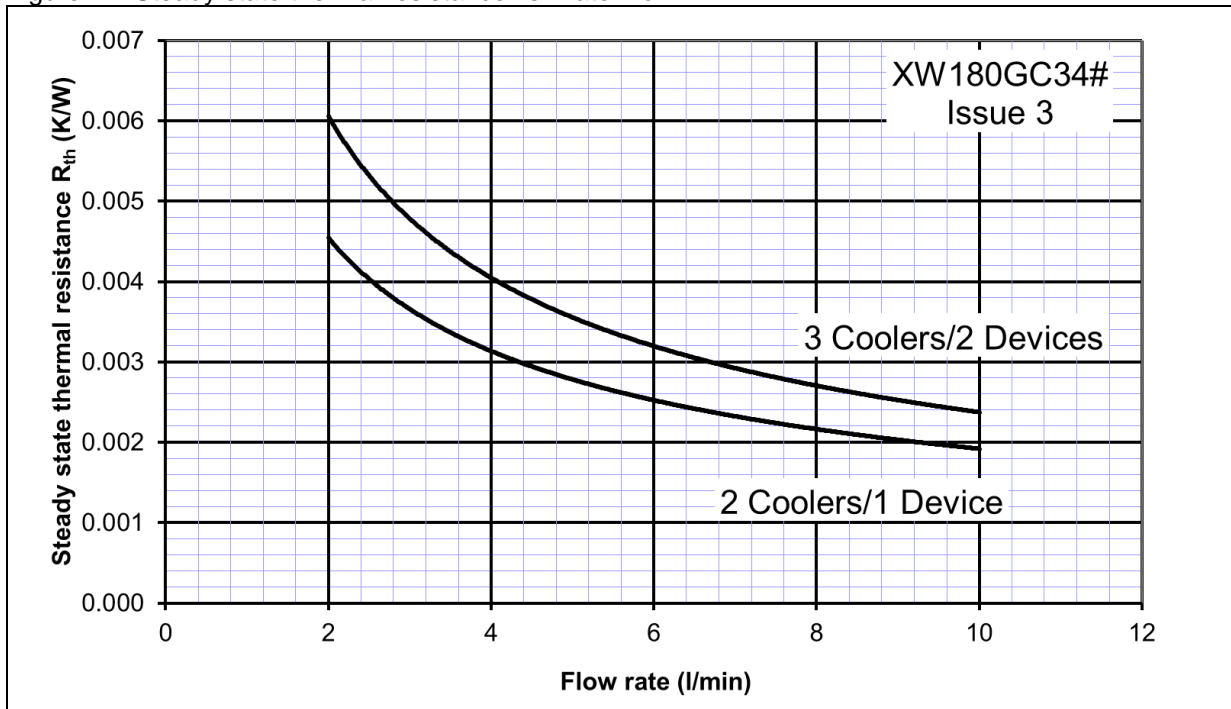


Figure 2 – Transient thermal impedance vs Time

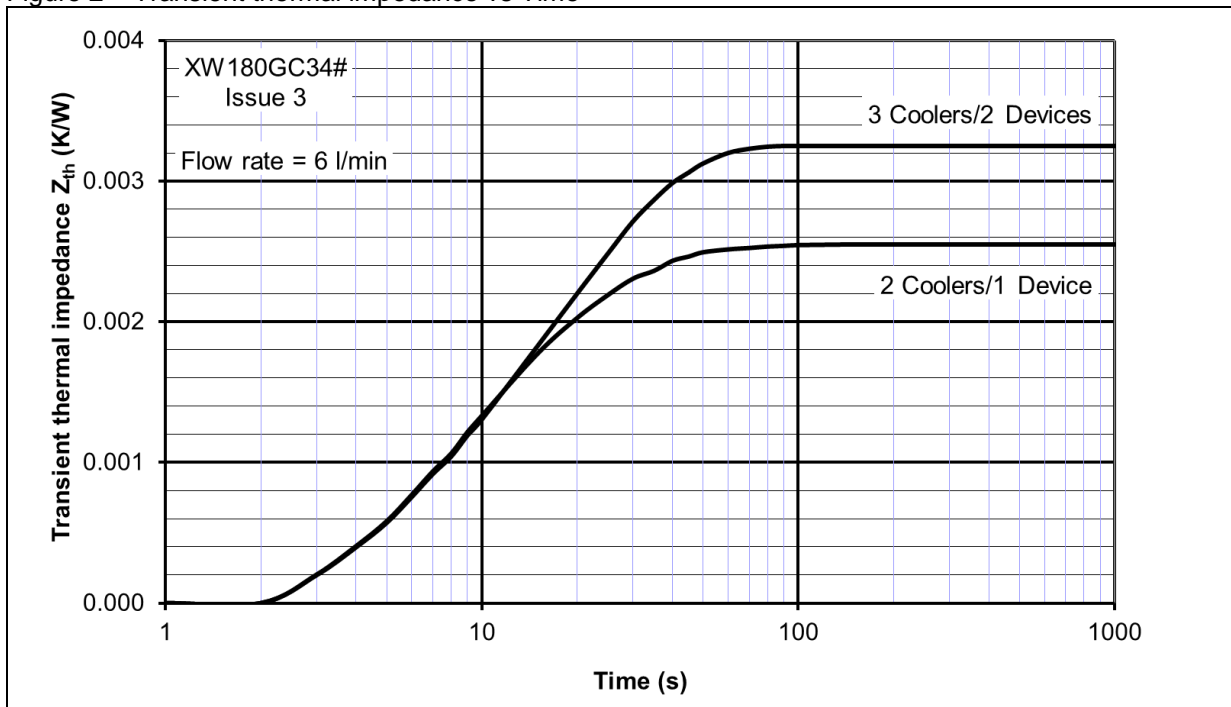


Figure 3 – Pressure drop vs Water flow





Disclaimer Notice - Information furnished is believed to be accurate and reliable. However, users should independently evaluate the suitability of and test each product selected for their own applications. Littelfuse products are not designed for, and may not be used in, all applications. Read complete Disclaimer Notice at www.littelfuse.com/disclaimer-electronics.