

# MLRR-4 15.2mm Sub-miniature Close Differential Reed Switch



## Description

The MLRR-4 Reed Switch is a sub-miniature, normally open switch with a 15.24mm long x 2.54mm diameter (0.600" x 0.100") glass envelope, and capable of switching 200Vdc at 20W with close differential (CD) characteristics. It has high insulation resistance of  $10^{10}$  ohms minimum and contact resistance less than 100 milli-ohms. It can handle lamp loads up to 2W @ 14V with no suppression circuitry. This reed switch is also available in a surface mount version, that is, MLSM-4.

## Features

- Sub-miniature normally open switch
- Capable of switching 200Vdc or 1.0A at up to 20W
- Close differential AT between PI and DO value
- Available sensitivity range 17-38 AT
- Capable of switching small incandescent lamp loads

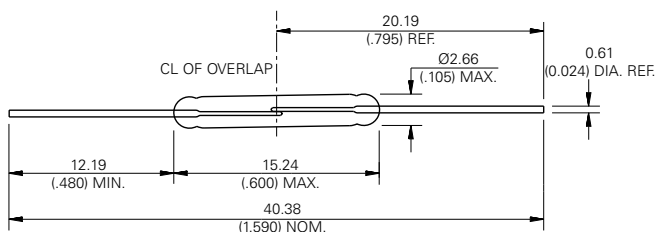
## Agency Approvals

Agency	Agency File Number	Ampere-Turns Range
<b>cRUUS</b>	E47258 E471070	17-38 AT

**Note:** Contact Littelfuse for specific agency approval ratings.

## Dimensions

Dimensions in mm



## Benefits

- Hermetically sealed switch contacts are not affected by and have no effect on their external environment
- Zero operating power required for contact closure
- Excellent for switching microcontroller logic level loads and small incandescent lamp loads

## Applications

- Position Sensing
- Security Systems
- Level Sensing
- Light Inductive Loads
- Office Equipments
- Lamp Loads up to 2W @ 14V

## Switch Type

Contact Form	A (SPST-NO)
Materials	Body: Glass Leads: Tin Plated Nickel Iron

**Note:** SPST-NO = Single-pole, single-throw, normally open

## Electrical Ratings

Contact Rating <sup>1</sup>		Watt - max.	20
Voltage <sup>3</sup>	Switching <sup>2</sup>	Vdc - max.	200
	Breakdown <sup>4</sup>	Vac - max. Vdc - min.	140 250
Current <sup>3</sup>	Switching <sup>2</sup>	Adc - max.	1.0
		Aac - max.	0.7
	Carry	Adc - max.	1.0
Resistance	Contact, Initial Insulation	$\Omega$ - max.	0.10
		$\Omega$ - min.	$10^{10}$
Capacitance	Contact	pF - typ.	0.4
Temperature	Operating Storage <sup>5</sup>	$^{\circ}\text{C}$	-40 to +125
		$^{\circ}\text{C}$	-65 to +125

### Notes:

1. Contact rating - Product of the switching voltage and current should never exceed the wattage rating. Contact Littelfuse for additional load/life information.
2. When switching inductive and/or capacitive loads, the effects of transient voltages and/or currents should be considered. Refer to Application Notes AN108A and AN107 for details.
3. Electrical Load Life Expectancy - Contact Littelfuse with voltage, current values along with type of load.
4. Breakdown Voltage - per MIL-STD-202, Method 301.
5. Storage Temperature - Long time exposure at elevated temperature may degrade solderability of the leads.

# MLRR-4 15.2mm Sub-miniature Close Differential Reed Switch

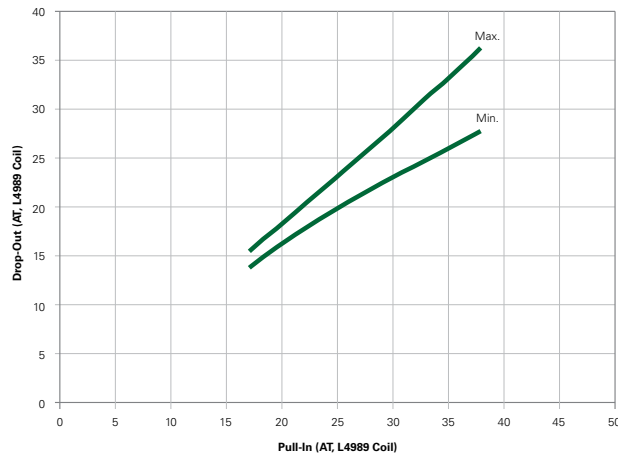
## Product Characteristics

Operating Characteristics		
Operate Time <sup>1</sup>		0.6ms - max.
Release Time <sup>1</sup>		0.2ms - max.
Shock <sup>2</sup>	11ms 1/2 sine wave	100G - max.
Vibration <sup>2</sup>	50-2000 Hertz	30G - max.
Resonant Frequency		6.25kHz - typ.
Magnetic Characteristics		
Pull-In Range <sup>3</sup>	Ampere Turns	17-38
Rating Sensitivity <sup>4</sup>	Ampere Turns	20
Test Coil		L4989

**Notes:**

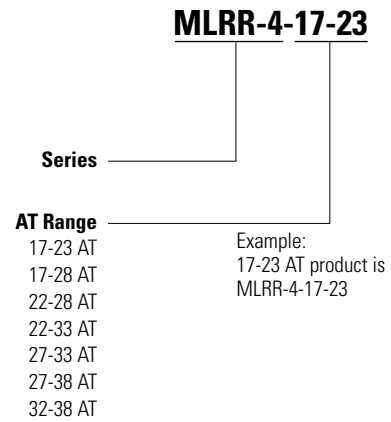
- Operate (including bounce)/Release Time - per EIA/NARM RS-421-A, diode suppressed coil (Coil II).
- Shock and Vibration - per EIA/NARM RS-421-A and MIL-STD-202.
- Pull-In Range - Contact Littelfuse for narrower AT ranges available.
- Rating Sensitivity - The value at which contact ratings and operating characteristics are determined. Derating may be required below this value.
- Custom modifications of forming and/or cutting of reed switches are available. Please contact Littelfuse.

## Drop-Out vs. Pull-In Chart



**Note:** The chart represents the range of Drop-Out, minimum to maximum for a given Pull-In value.

## Part Numbering System



**Note:** This AT value is the before-modification value of the bare reed switch.

## Packaging

Packaging Option	Packaging Specification	Quantity	Quantity & Packaging Code	Taping Width
Bulk	Bulk	3000	N/A	N/A