

FRED

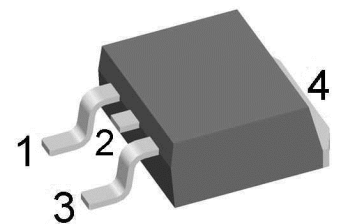
| | | |
|-----------|---|-------|
| V_{RRM} | = | 600 V |
| I_{FAV} | = | 14 A |
| t_{rr} | = | 35 ns |

Fast Recovery Epitaxial Diode Single Diode

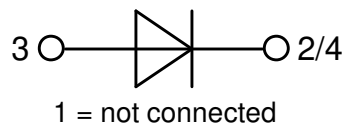
Part number

DSEI12-06AS

Marking on Product: DSEI12-06AS



Backside: cathode



Features / Advantages:

- Planar passivated chips
- Low leakage current
- Very short recovery time
- Improved thermal behaviour
- Very low I_{rm} -values
- Very soft recovery behaviour
- Avalanche voltage rated for reliable operation
- Soft reverse recovery for low EMI/RFI
- Low I_{rm} reduces:
 - Power dissipation within the diode
 - Turn-on loss in the commutating switch

Applications:

- Antiparallel diode for high frequency switching devices
- Antisaturation diode
- Snubber diode
- Free wheeling diode
- Rectifiers in switch mode power supplies (SMPS)
- Uninterruptible power supplies (UPS)

Package: TO-263 (D2Pak)

- Industry standard outline
- RoHS compliant
- Epoxy meets UL 94V-0

Disclaimer Notice

Information furnished is believed to be accurate and reliable. However, users should independently evaluate the suitability of and test each product selected for their own applications. Littelfuse products are not designed for, and may not be used in, all applications. Read complete Disclaimer Notice at www.littelfuse.com/disclaimer-electronics.



| Fast Diode | | | | Ratings | | | |
|------------|--|---|-------------------------|---------|------|------------|--|
| Symbol | Definition | Conditions | min. | typ. | max. | Unit | |
| V_{RSM} | max. non-repetitive reverse blocking voltage | $T_{VJ} = 25^{\circ}C$ | | | 600 | V | |
| V_{RRM} | max. repetitive reverse blocking voltage | $T_{VJ} = 25^{\circ}C$ | | | 600 | V | |
| I_R | reverse current, drain current | $V_R = 600 V$ | $T_{VJ} = 25^{\circ}C$ | | 50 | μA | |
| | | $V_R = 480 V$ | $T_{VJ} = 125^{\circ}C$ | | 3 | mA | |
| V_F | forward voltage drop | $I_F = 12 A$ | $T_{VJ} = 25^{\circ}C$ | | 1.62 | V | |
| | | $I_F = 24 A$ | | | 1.80 | V | |
| | | $I_F = 12 A$ | $T_{VJ} = 150^{\circ}C$ | | 1.43 | V | |
| | | $I_F = 24 A$ | | | 1.69 | V | |
| I_{FAV} | average forward current | $T_C = 115^{\circ}C$ rectangular $d = 0.5$ | $T_{VJ} = 150^{\circ}C$ | | 14 | A | |
| V_{FO} | threshold voltage | } for power loss calculation only | $T_{VJ} = 150^{\circ}C$ | | 1.21 | V | |
| r_F | slope resistance | | | | 18.9 | m Ω | |
| R_{thJC} | thermal resistance junction to case | | | | 1.6 | K/W | |
| R_{thCH} | thermal resistance case to heatsink | | | 0.25 | | K/W | |
| P_{tot} | total power dissipation | | $T_C = 25^{\circ}C$ | | 62 | W | |
| I_{FSM} | max. forward surge current | $t = 10 ms; (50 Hz), sine; V_R = 0 V$ | $T_{VJ} = 45^{\circ}C$ | | 100 | A | |
| C_J | junction capacitance | $V_R = 400 V$ $f = 1 MHz$ | $T_{VJ} = 25^{\circ}C$ | | 12 | pF | |
| I_{RM} | max. reverse recovery current | } $I_F = 14 A; V_R = 350 V$ $-di_F/dt = 100 A/\mu s$ | $T_{VJ} = 25^{\circ}C$ | | 2.5 | A | |
| | | | $T_{VJ} = 100^{\circ}C$ | | 4 | A | |
| t_{rr} | reverse recovery time | | $T_{VJ} = 25^{\circ}C$ | | 90 | ns | |
| | | | $T_{VJ} = 100^{\circ}C$ | | 150 | ns | |



| Package TO-263 (D2Pak) | | | Ratings | | | |
|------------------------|------------------------------|----------------------------|---------|------|------|------|
| Symbol | Definition | Conditions | min. | typ. | max. | Unit |
| I_{RMS} | RMS current | per terminal ¹⁾ | | | 25 | A |
| T_{VJ} | virtual junction temperature | | -40 | | 150 | °C |
| T_{op} | operation temperature | | -40 | | 125 | °C |
| T_{stg} | storage temperature | | -40 | | 150 | °C |
| Weight | | | | 1.5 | | g |
| F_C | mounting force with clip | | 20 | | 60 | N |

¹⁾ I_{RMS} is typically limited by the pin-to-chip resistance (1); or by the current capability of the chip (2). In case of (1) and a product with multiple pins for one chip-potential, the current capability can be increased by connecting the pins as one contact.

Product Marking



| Ordering | Ordering Number | Marking on Product | Delivery Mode | Quantity | Code No. |
|-------------|-----------------|--------------------|---------------|----------|----------|
| Standard | DSEI12-06AS-TRL | DSEI12-06AS | Tape & Reel | 800 | 513858 |
| Alternative | DSEI12-06AS-TUB | DSEI12-06AS | Tube | 50 | 525163 |

Equivalent Circuits for Simulation

** on die level*

$T_{VJ} = 150^{\circ}C$



Fast Diode

| | | | |
|--------------|--------------------|------|----|
| $V_{0\ max}$ | threshold voltage | 1.21 | V |
| $R_{0\ max}$ | slope resistance * | 15.8 | mΩ |

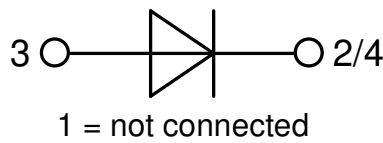


Outlines TO-263 (D2Pak)



| Dim. | Millimeter | | Inches | |
|------|------------|-------|-------------|-------|
| | min | max | min | max |
| A | 4.06 | 4.83 | 0.160 | 0.190 |
| A1 | typ. 0.10 | | typ. 0.004 | |
| A2 | 2.41 | | 0.095 | |
| b | 0.51 | 0.99 | 0.020 | 0.039 |
| b2 | 1.14 | 1.40 | 0.045 | 0.055 |
| c | 0.40 | 0.74 | 0.016 | 0.029 |
| c2 | 1.14 | 1.40 | 0.045 | 0.055 |
| D | 8.38 | 9.40 | 0.330 | 0.370 |
| D1 | 8.00 | 8.89 | 0.315 | 0.350 |
| D2 | 2.5 | | 0.098 | |
| E | 9.65 | 10.41 | 0.380 | 0.410 |
| E1 | 6.22 | 8.50 | 0.245 | 0.335 |
| e | 2.54 BSC | | 0.100 BSC | |
| e1 | 4.28 | | 0.169 | |
| H | 14.61 | 15.88 | 0.575 | 0.625 |
| L | 1.78 | 2.79 | 0.070 | 0.110 |
| L1 | 1.02 | 1.68 | 0.040 | 0.066 |
| W | typ. 0.02 | 0.040 | typ. 0.0008 | 0.002 |

All dimensions conform with and/or within JEDEC standard.



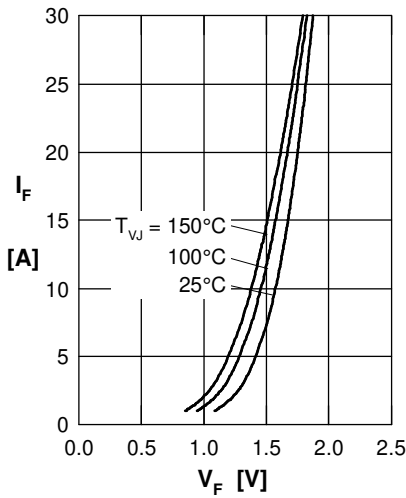
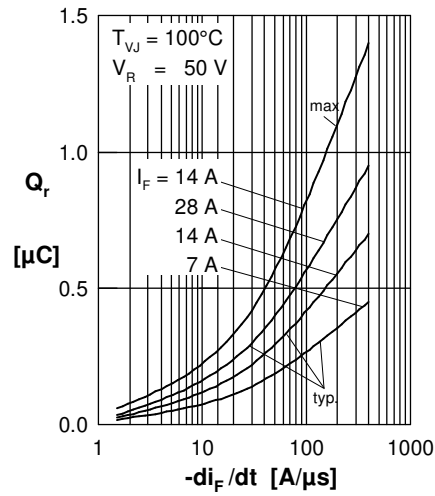
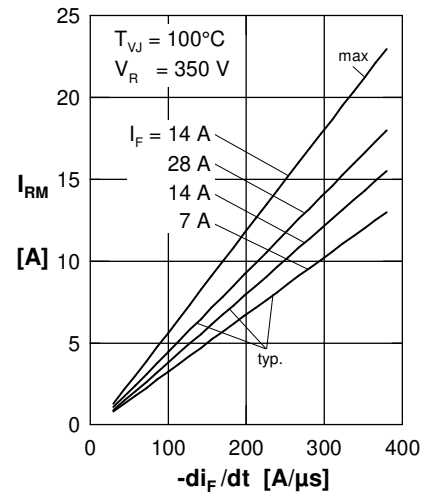
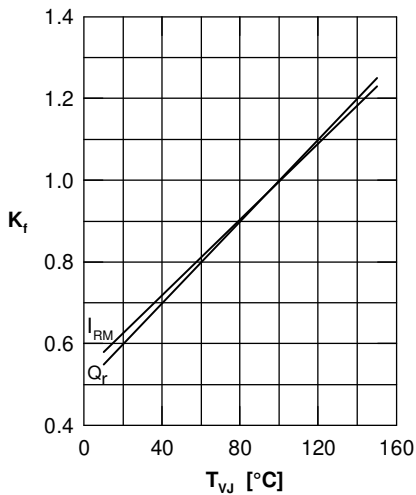
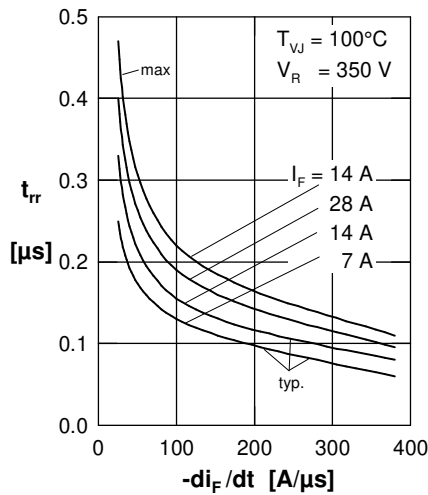
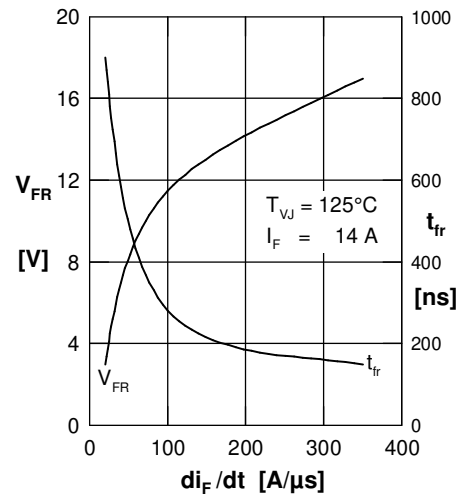
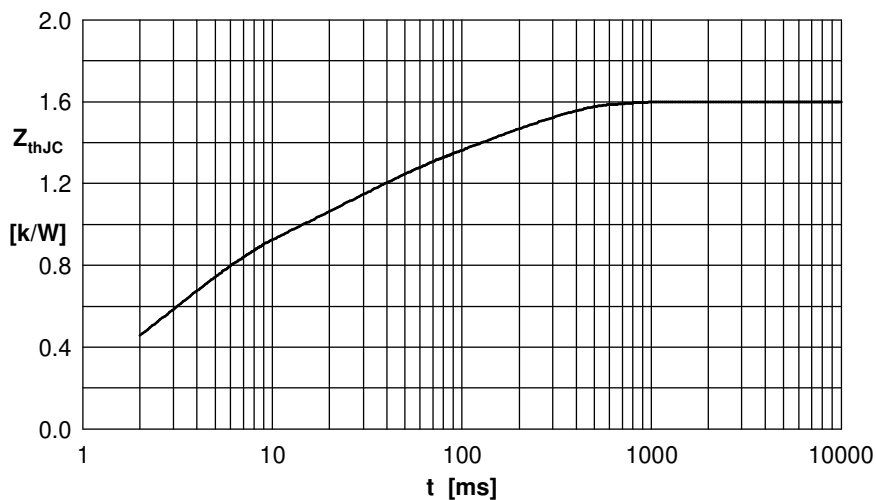
Fast Diode

 Fig. 1 Forward current I_F versus max. forward voltage drop V_F

 Fig. 2 Typ. reverse recov. charge Q_r versus $-di_F/dt$

 Fig. 3 Typ. peak reverse current I_{RM} versus $-di_F/dt$

 Fig. 4 Dynamic parameters Q_r , I_{RM} versus T_{VJ}

 Fig. 5 Typ. recovery time t_{tr} versus $-di_F/dt$

 Fig. 6 Typ. peak forward voltage V_{FR} and t_{tr} versus di_F/dt


Fig. 7 Transient thermal impedance junction to case

 Constants for Z_{thJC} calculation:

| i | R_{thi} (K/W) | t_i (s) |
|---|-----------------|-----------|
| 1 | 0.100 | 0.001 |
| 2 | 0.020 | 0.010 |
| 3 | 0.400 | 0.180 |
| 4 | 0.400 | 0.024 |
| 5 | 0.680 | 0.003 |