


## 422 Series

Thin Film Fuse, 2410 Fast Acting



## Description

422 Series fuse is a 250 V rated Wire-in-Air Surface Mount Fuse, designed specifically to provide circuit protection to space constrained application. The wire-in-air design of the 422 Series results in a relatively high  $I^2t$  in a 2410 size.

## Features &amp; Benefits

- Operating Temperature from -55 °C to 125 °C
- 100% Lead-free, Halogen-Free and RoHS compliant
- Fast Acting
- Recognized to UL/CSA/NMX 248-1 and UL/CSA/NMX 248-14
- Conforms to EN/IEC 60127-1 and EN/IEC 60127-7
- Conforms to J60127-1 and J60127-7
- Avoids nuisance opening due to high inrush and surge current inherent in the system
- Suitable for harsh environments

## Additional Information



Resources



Accessories



Samples

## Applications

- Industrial equipment
- Backlight inverter
- Power supply
- Telecom
- Server
- Networking
- Gaming system
- White goods

## Agency Approvals

Agency	Agency File/Certificate Number	Ampere Range
	E10480	0.75A to 5A
	J50501694	0.75A to 5A
	JD60156347	0.75A to 5A
	N/A	0.75A to 5A
	N/A	0.75A to 5A

## Electrical Characteristics

% of Ampere Rating	Ampere Rating	Opening Time at 25°C
100%	0.75 A to 5 A	4 Hours, Minimum
200%	0.75 A to 5 A	5 Seconds, Maximum

## Electrical Specifications

Ampere Rating (A)	Amp Code	Max Voltage Rating (V)	Interrupting Rating (AC/DC) <sup>1,4</sup>	Nominal Resistance (Ohms) <sup>2</sup>	Nominal Melting $I^2t$ (A <sup>2</sup> sec) <sup>3</sup>	Agency Approvals				
0.750	.750	250	300 A @ 32 VDC	0.137	0.282	x	x	x	x	x
1.00	001.	250	100 A @ 125 VDC	0.0994	0.611	x	x	x	x	x
1.25	1.25	250	50 A @ 250 VAC	0.0734	1.09	x	x	x	x	x
1.50	01.5	250	50 A @ 250 VDC	0.0589	1.62	x	x	x	x	x
2.00	002.	250	10,000 A @ 86 VDC	0.0453	2.85	x	x	x	x	x
2.50	02.5	125		0.0278	1.29	x	x	x	x	x
3.00	003.	125	300 A @ 32 VDC	0.0223	2.09	x	x	x	x	x
3.15	3.15	125		0.0213	2.40	x	x	x	x	x
3.50	03.5	125	100 A @ 125 VDC	0.0192	2.82	x	x	x	—	x
4.00	004.	125		0.0168	3.60	x	x	x	x	x
5.00	005.	125	50 A @ 125 VAC	0.0137	5.90	x	x	x	x	x

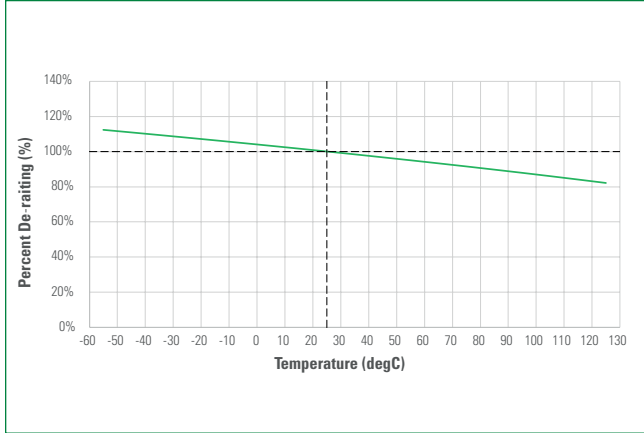
## Notes

- AC Interrupting Rating tested at rated voltage with unity power factor. DC Interrupting Rating tested with time constant <0.8 ms for 32 VDC, <2.2 ms for 86 VDC, <0.22 ms for 125 VDC, and <0.1 ms for 250 VDC.
- Nominal Resistance measured with <10% rated current.
- Nominal Melting  $I^2t$  measured at 1 msec. opening time.
- Interrupting Rating may differ based on Agency Approval. See Agency Approval certificate for more details.

# 422 Series

## Thin Film Fuse, 2410 Fast Acting

### Temperature Re-rating Curve



**Notes:** Re-rating depicted in this curve is in addition to the standard re-rating of 25% for continuous operation.

**Example:**

For continuous operation at 85 °C, the fuse should be rerated as follows:  
 $I = (0.75)(0.90)_N = (0.675)_N$

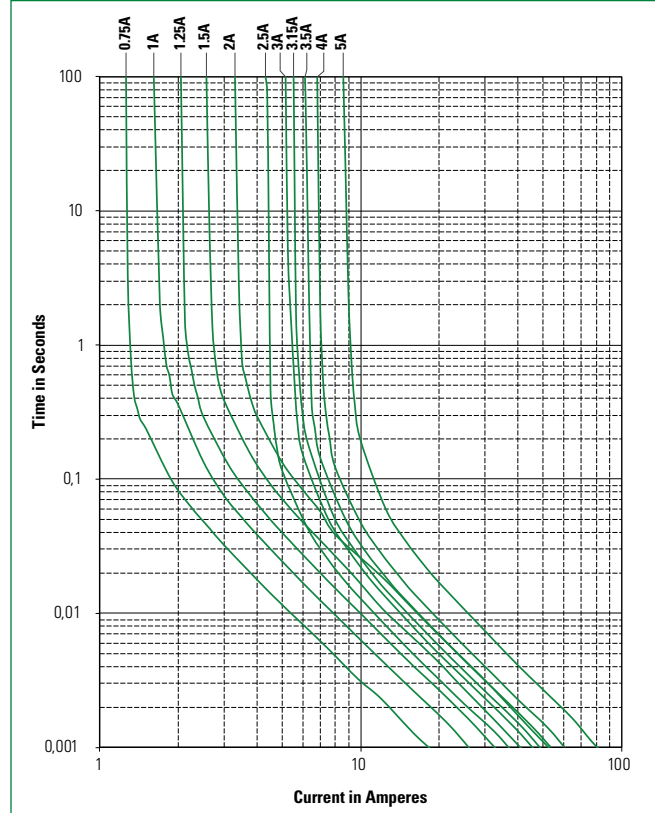
### Pulse Cycle Withstand Capability

No. of Pulses to withstand	Ratio of Pulse I <sup>2</sup> t to Nominal I <sup>2</sup> t
100,000	Pulse I <sup>2</sup> t = 18% of Nominal Melting I <sup>2</sup> t
10,000	Pulse I <sup>2</sup> t = 29% of Nominal Melting I <sup>2</sup> t
1,000	Pulse I <sup>2</sup> t = 38% of Nominal Melting I <sup>2</sup> t
100	Pulse I <sup>2</sup> t = 48% of Nominal Melting I <sup>2</sup> t

**Note**

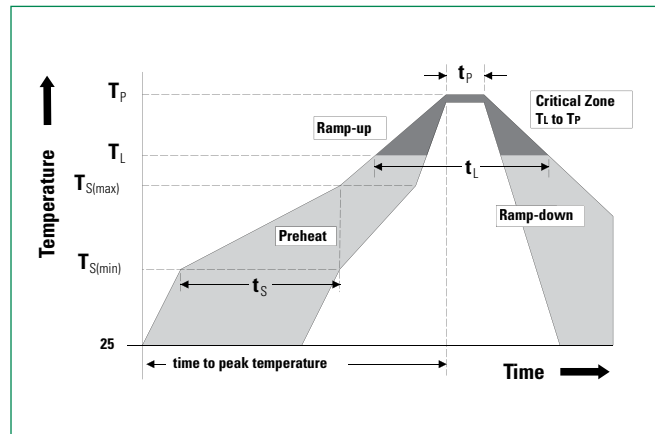
\* Being tested

### Average Time Current Curves



### Soldering Parameters

<b>Reflow Condition</b>		Pb – Free assembly
<b>Pre Heat</b>	- Temperature Min ( $T_{s(min)}$ )	150 °C
	- Temperature Max ( $T_{s(max)}$ )	200 °C
	- Time (Min to Max) ( $t_s$ )	60–180 secs
<b>Average ramp up rate (Liquidus Temp (<math>T_L</math>) to peak)</b>		5 °C/second max.
<b><math>T_{S(max)}</math> to <math>T_L</math> - Ramp-up Rate</b>		5 °C/second max.
<b>Reflow</b>	- Temperature ( $T_L$ ) (Liquidus)	217 °C
	- Temperature ( $t_L$ )	60–150 secs
<b>Peak Temperature (<math>T_p</math>)</b>		260+0/-5 °C
<b>Time within 5 °C of actual peak Temperature (<math>t_p</math>)</b>		10–30 seconds
<b>Ramp-down Rate</b>		6 °C/second max.
<b>Time 25 °C to peak Temperature (<math>T_p</math>)</b>		8 minutes max.
<b>Do not exceed</b>		260 °C
<b>Wave Soldering Parameters</b>		260 °C Peak Temperature, 10 seconds max.



# 422 Series

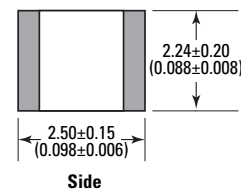
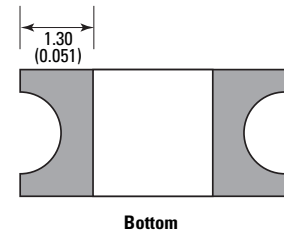
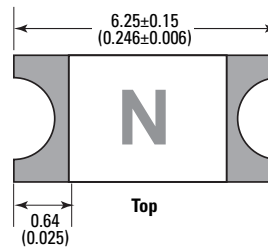
## Thin Film Fuse, 2410 Fast Acting

### Product Characteristics

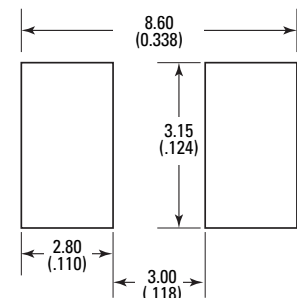
<b>Materials</b>	<b>Body:</b> Epoxy Resin <b>Terminations:</b> Cu/Ni/Sn (100% Pb-free)
<b>Product Marking</b>	<b>Body:</b> Ampere Marking Code. See Part Marking
<b>Insulation Resistance</b>	IEC 60127-4 (0.1 MΩ Min.)
<b>High Temperature Storage</b>	MIL-STD-202, Method 108
<b>Thermal Shock Test</b>	JESD22 Method A104C
<b>Biased Humidity</b>	MIL-STD-202, Method 103, 85 °C/85% RH with 10% operating power for 1000 hrs
<b>Operational Life</b>	MIL-STD-202, Method 108, Test Condition D
<b>Resistance to Solvents</b>	MIL-STD-202, Method 215
<b>Mechanical Shock</b>	MIL-STD-202, Method 213, Test Condition C
<b>High Frequency Vibration</b>	MIL-STD-202, Method 204
<b>Resistance to Soldering Heat</b>	MIL-STD-202, Method 210 (Test K modified)
<b>Solderability</b>	JESD22-B102E Method 1
<b>Moisture Resistance</b>	MIL-STD-202 Method 106
<b>Moisture Sensitivity Level 1</b>	IPC/JEDEC J-STD-020D Level 1
<b>Terminal Strength</b>	IEC60127-4

### Dimensions

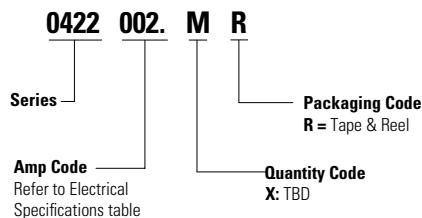
All dimensions in mm (in)



Recommended Pad Layout



### Part Numbering System



### Packaging

Packaging Option	Packaging Specification	Quantity	Quantity & Packaging Code
Tape and Reel	EIA-481	1000	MR

### Part Marking System

Amp Code	Marking Code
.750	G
001.	H
1.25	J
01.5	K
002.	N
02.5	O
003.	P
3.15	B
03.5	C
004.	S
005.	T

**Disclaimer Notice** - Information furnished is believed to be accurate and reliable. However, users should independently evaluate the suitability of and test each product selected for their own applications. Littelfuse products are not designed for, and may not be used in, all applications. Read complete Disclaimer Notice at <http://www.littelfuse.com/disclaimer-electronics>.