

656 Series

Molded Base PC Mount Fuse Block For 5x20mm Fuses



Product Characteristics

Compatible Fuse Size	5x20mm
Materials	Holder: Black Thermoplastic UL94 V-0 Metal Parts: Tin plated copper alloy
Electrical Data	Rated Voltage: VDE 500 VAC UL 500 VAC/DC Rated Current: 30 A (UL)/10 A (VDE) Rated Power Acceptance (at ambient air temp 23 °C): - 4 W without cover - 4 W with 660 cover - 2.5 W with 659 cover
Mounting	656: Solder pins 0.4mmx1.1mm Ø 2.7mm screw hole may be used optionally
Operating Temperature	-40 °C to +85 °C
Climatic Category	40/085/21 according to IEC 60068-1
Stock Conditions	0 °C to 60 °C, at max. 70% relative humidity
Vibration Resistance	According to IEC 60068-2-6, Test Fc
Contact Resistance	<5 mΩ
Dielectric Strength	> 3 kV, 50 Hz, 1 min.
Impulse withstand Voltage	> 4 kV between life parts
Insulation Resistance	(500 V DC/1 min): >10 MΩ between live parts of different potentials 245 °C/3 sec. according to IEC 60068-2-20,
Solderability	Test Ta, method 1
Soldering Heat Resistance	260 °C/10 sec. according to IEC 60068-2-20, test Tb method 1
Minimum Cross Section	Conducting path - 0.2 mm ²
Torque/fixing screw	Max. 0.3 Nm

Web Resources



Download ECAD models, order samples, and find technical resources at www.littelfuse.com/656



Download ECAD models, order samples, and find technical resources at www.littelfuse.com/660



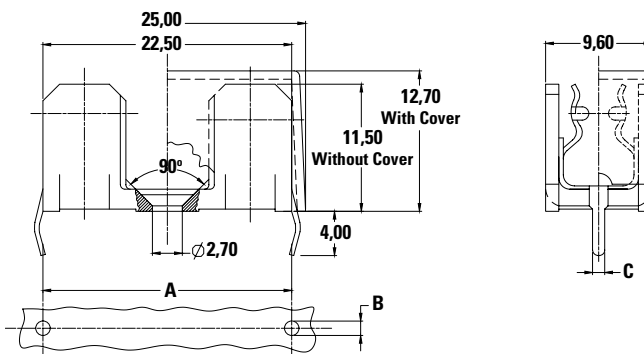
Download ECAD models, order samples, and find technical resources at www.littelfuse.com/659

Agency Approval

Agency	Agency File Number
	40056151 E70164

Note: If used with covers, refer to [Fuseology](#) for information on proper fuse block re-rating.

Dimensions



Part Number	"A" Dimension	"B" Dimension	"C" Dimension
65600001009	22.5	1,30 + 0,1/-0	1,10
65600001409	25.0	1,30 + 0,1/-0	1,10
65600201009	22.5	2,50 + 0,1/-0	2,30
65600301009	22.5	2,50 + 0,1/-0	2,30

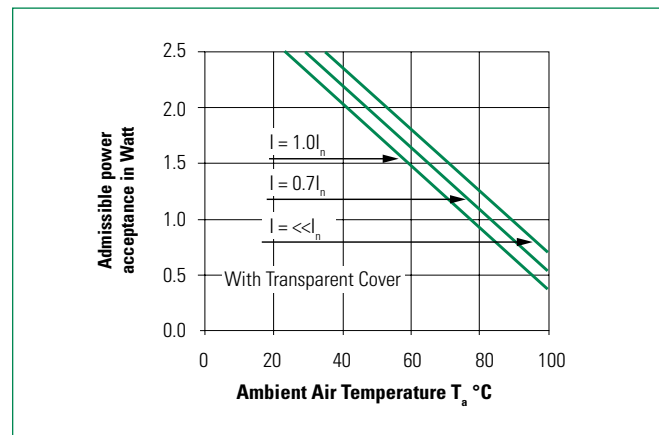
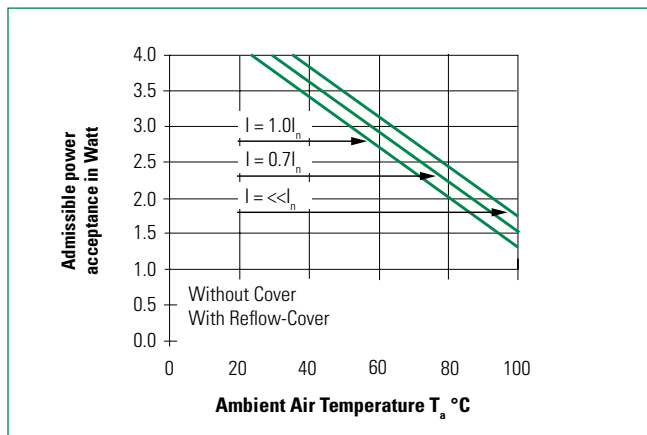
656 Series

Molded Base PC Mount Fuse Block For 5×20mm Fuses

Ordering Information

Part Number	Description	Packaging	Pieces	UL	VDE
65600001009	Fuse Block - "A" dimension 22.5mm 16 AMP	Bulk Pack	100	16A	10A
65600201009	Fuse Block - "A" dimension 22.5mm 20 AMP	Bulk Pack	100	20A	N/A
65600301009	Fuse Block - "A" dimension 22.5mm 30 AMP	Bulk Pack	100	30A	N/A
65600001409	Fuse Block - "A" dimension 25mm 16 AMP	Bulk Pack	100	16A	10A
65900000009	Fuse Holder Cover - Transparent plastic	Bulk Pack	100	N/A	N/A
66000001009	Fuse Holder Cover - Opaque plastic, suitable for infrared (IR) reflow soldering process	Bulk Pack	100	N/A	N/A

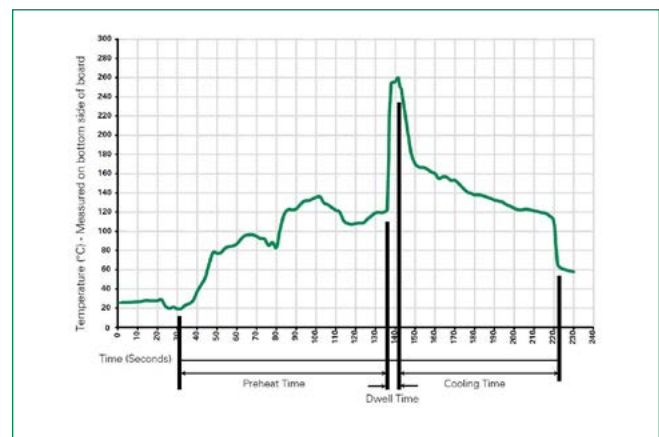
Re-rating Curves



Soldering Parameters—Wave Soldering

Wave Parameter	Lead-Free Recommendation
Preheat: (Depends on Flex Activation Temperature)	(Typical Industry Recommendation)
Temperature Minimum	100 °C
Temperature Maximum	150 °C
Preheat Time	60–180 seconds
Solder Pot Temperature	260 °C Maximum
Solder Dwell Time	2–5 seconds

Recommended Hand-Solder Parameters:
 Solder Iron Temperature: 350 °C +/- 5 °C
 Heating Time: 5 seconds max.



Disclaimer Notice - Information furnished is believed to be accurate and reliable. However, users should independently evaluate the suitability of and test each product selected for their own applications. Littelfuse products are not designed for, and may not be used in, all applications. Read complete Disclaimer Notice at: www.littelfuse.com/disclaimer-electronics.