


## 456SD Series Fuse



### Agency Approvals

AGENCY	AGENCY FILE NUMBER	AMPERE RATING
	E10480	40A – 50A

### Electrical Characteristics

% of Ampere Rating	Opening Time
100%	4 hours, Minimum
200%	60 seconds, Maximum

### Additional Information



Datasheet



Resources



Samples

### Description

The High Current NANO<sup>2</sup>® Fuse is a small square surface mount fuse that is designed to support higher current requirements of various applications.

### Features

- Available in ratings of 40 to 50A
- High interrupting rating - 600A@75VDC
- Very low cold resistance, temperature rise, and voltage drop
- High inrush/surge current withstand capability
- Surface mountable high current fuse
- UL 248-1 and UL 248-14 recognized


### Benefits

- Single fuse solution for high current application
- Suitable for a wide variety of voltage requirement and application
- Enhances power efficiency
- Avoids nuisance opening due to high inrush and surge current inherent in the system
- Compatible with high volume assembly requirements

### Applications

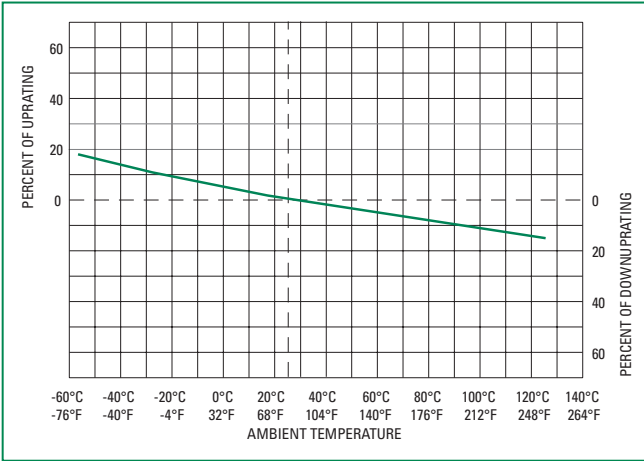
- Voltage regulator module for PC server
- Cooling fan system for PC server
- Storage system power
- Basestation power supply
- Power tools

### Electrical Specifications

Ampere Rating (A)	Amp Code	Max Voltage Rating (V)	Interrupting Rating	Nominal Cold Resistance (Ohms)	Nominal Melting I <sup>2</sup> t (A <sup>2</sup> Sec.)	Nom Voltage Drop (mV)	Agency Approvals
							
40	040.	125	100A @ 125VAC 600A @ 75VDC	0.00130	1700	110	x
50	050.	125	100A @ 125VAC 600A @ 75VDC	0.00105	2700	115	x

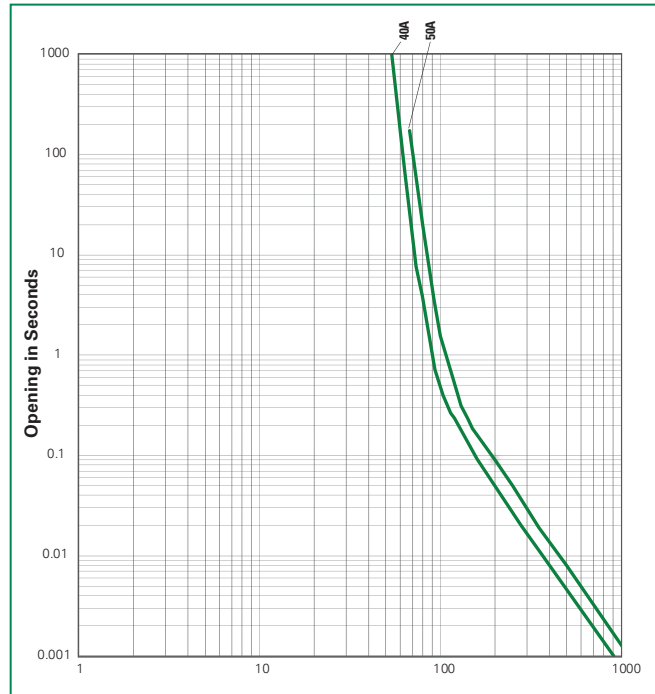
**Notes:**  
 1. Cold resistance measured at less than 10% of rated current at 23°C.  
 2. Agency Approval Table Key: X = Approved or Certified, P = Pending.  
 3. I<sup>2</sup>t values stated for 1 msec opening time.

**Temperature Re-rating Curve**



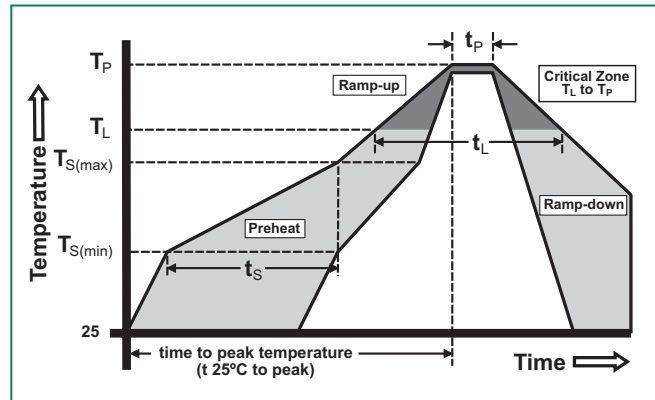
Note: Re-rating depicted in this curve is in addition to the standard derating of 25% for continuous operation.

**Average Time Current Curves**



**Soldering Parameters – Reflow Soldering**

Reflow Condition		Pb-free assembly
Pre Heat	- Temperature Min ( $T_{s(min)}$ )	150°C
	- Temperature Max ( $T_{s(max)}$ )	200°C
	- Time (Min to Max) ( $t_s$ )	60 – 180 secs
Average ramp up rate (Liquidus Temp ( $T_L$ ) to peak)		5°C/second max.
$T_{s(max)}$ to $T_L$ - Ramp-up Rate		5°C/second max.
Reflow	- Temperature ( $T_L$ ) (Liquidus)	217°C
	- Temperature ( $t_L$ )	60 – 150 seconds
Peak Temperature ( $T_p$ )		260 <sup>+0/-5</sup> °C
Time within 5°C of actual peak Temperature ( $t_p$ )		20 – 40 seconds
Ramp-down Rate		5°C/second max.
Time 25°C to peak Temperature ( $T_p$ )		8 minutes max.
Do not exceed		260°C

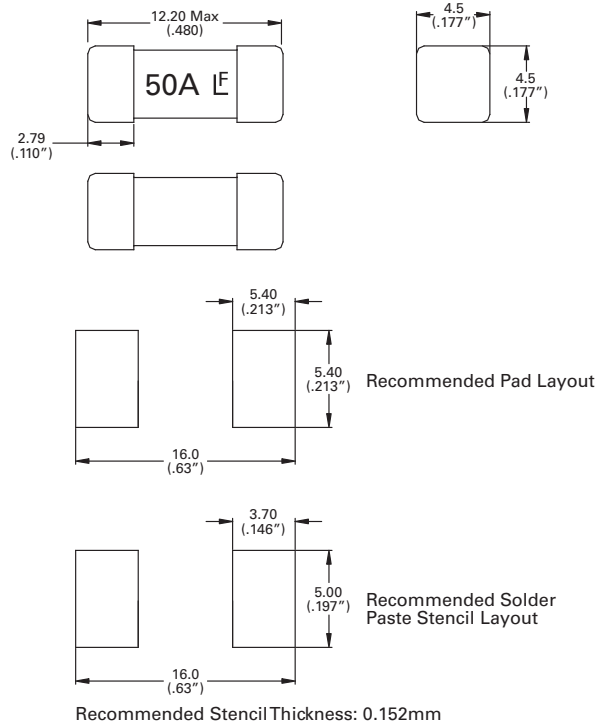


## Product Characteristics

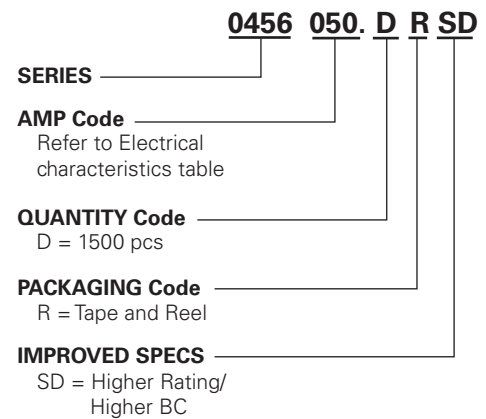
<b>Materials</b>	Body: Ceramic Cap: Silver Plated Brass
<b>Product Marking</b>	Body: Current Rating, Brand Logo
<b>Insulation Resistance</b>	MIL-STD-202, method 302, Test Condition A (10,000ohms, Minimum)
<b>Solderability</b>	MIL-STD-202, Method 208
<b>Resistance to Soldering Heat</b>	MIL-STD-202, Method 210, Test Condition B (10 sec at 260°C)
<b>PCB Recommendation for Thermal Management</b>	Minimum copper trace width = 15mm (40A) / 25mm (50A) Recommended copper trace weight = 3oz (40A) / 6oz (50A) For PSE requirements: Minimum Copper trace width = 35mm Recommended Copper trace weight = 6oz Alternate methods of thermal management may be used. In such cases, under normal operations, the maximum temperature of the fuse body should not exceed 90°C in a 25°C environment.

<b>Operating Temperature</b>	-55°C to 125°C with proper derating
<b>Thermal Shock</b>	MIL-STD-202, Method 107, Test Condition B (5 cycles -65°C to 125°C)
<b>Vibration</b>	MIL-STD-202, Method 201 (10 – 55Hz)
<b>Moisture Sensitivity Level</b>	J-STD-020, Level 1
<b>Moisture Resistance</b>	MIL-STD-202 Method 106, High Humidity (90-98%RH), Heat (65°C)
<b>Salt Spray</b>	MIL-STD-202, Method 101, Test Condition B
<b>Mechanical Shock</b>	MIL-STD-202, Method 213, Test Condition I (100 G's peak for 6 milliseconds)

## Dimensions



## Part Numbering System



## Packaging

Rating	Packaging Option	Packaging Specification	Quantity	Quantity & Packaging Code
40A 50A	24mm Tape and Reel	EIA RS-481-2 (IEC 286, Part 3)	1500	DR

Disclaimer Notice - Information furnished is believed to be accurate and reliable. However, users should independently evaluate the suitability of and test each product selected for their own applications. Littelfuse products are not designed for, and may not be used in, all applications. Read complete Disclaimer Notice at [www.littelfuse.com/disclaimer-electronics](http://www.littelfuse.com/disclaimer-electronics).