


MINI® Blade Fuses

Rated 32V



MINI® Shunt

Description

MINI® 32V automotive blade fuses boast a miniature design that allows automakers to pack more circuit protection into less space. Despite their light weight, MINI® fuses perform reliably in adverse environments and at extreme temperatures.

Ordering Information

Part Number	Rating	Package Size
0297xxx.WXNV	2 - 30 & SHUNT	3000
0297xxx.U	2 - 30	500
0297xxx.H	2 - 30	100
0297xxx.L	2 - 30	50
MINI® Sn Fuse		
0297xxx.WXT	2 - 30	3000

Specifications

Voltage Rating:	32 VDC
Interrupting Rating:	1000A @ 32 VDC
*Recommended Environmental Temperature:	-40°C to +125°C
Terminals Material:	Silver plated / Tin plated zinc alloy
Housing Material:	PA66 (U.L. 94 Flammability rating – V2)
Net Weight Per Fuse:	0.57±5% gr
Complies with:	Ag plated: SAE J2077, ISO 8820-3, UL 248 Special Purpose Fuses Sn plated: SAE J2077, ISO 8820-3 not UL recognized

*Tin plating's temperature limit is ≈130°C. Silver plating allows up to 150°C at the terminal interface.

Applications

- Cars
- Trucks
- SUVs
- Offroad vehicles
- Buses
- Watercraft

Features & Benefits

- Color coding shows the amperage rating for each fuse
- See-through housing makes it easy to check whether a fuse has blown
- Checkpoints on top make it possible to measure resistance without removing the fuse
- High-contrast amperage stamp on the top of the housing aids identification
- Simple to install and remove

MINI[®] Blade Fuses

Rated 32V

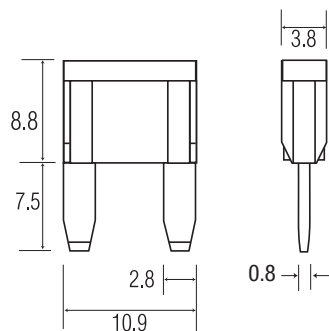
Ratings

Part Number	Current Rating (A)	Housing Material Color	Test Cable Size (mm ²)	Typ. Voltage Drop (mV)	Typ. Cold Resistance (mΩ)	Typ. I ² t (A ² s)
0297002._	2	Grey	0.5	171	55.60	9
0297003._	3	Purple	0.5	153	33.75	20
0297004._	4	Pink	0.5	121	23.48	31
0297005._	5	Brown	0.5	129	17.75	37
029707.5._	7.5	Dark Brown	0.75	135	10.85	82
0297010._	10	Red	1	108	7.42	122
0297015._	15	Blue	1.5	98	4.58	308
0297020._	20	Yellow	2.5	96	3.21	442
0297025._	25	Light Orange	2.5	86	2.36	622
0297030._	30	Green	4	87	1.85	1 230
0297900._	SHUNT	ST	-	-	-	-

The typical I²t is an average value calculated from the breaking capacity tests by using the melting time before the arcing occurs.

Dimensions

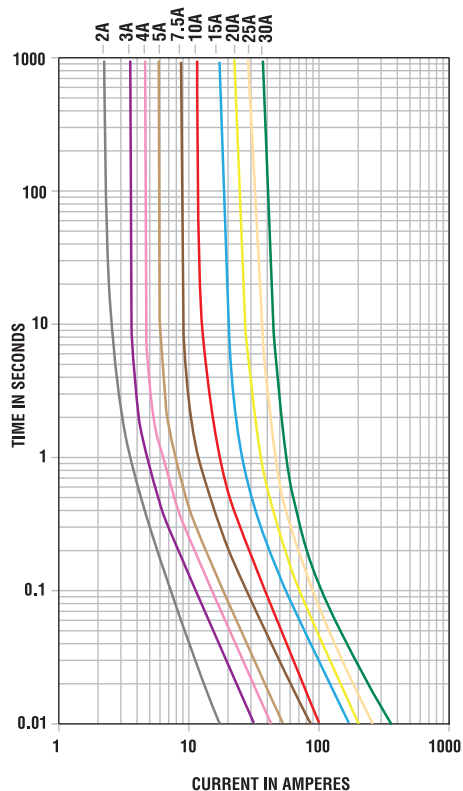
Dimensions in mm for reference only.
See outline drawing for dimensions and tolerances.



MINI® Blade Fuses

Rated 32V

Time-Current Characteristic Curves

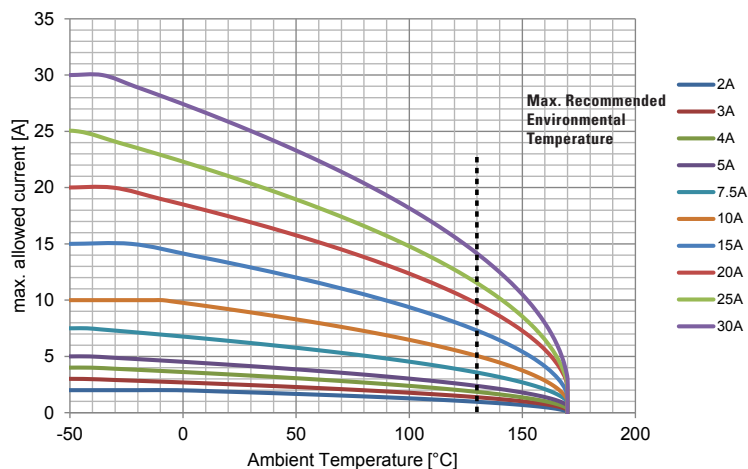


Time-Current Characteristics

% of Rating	Opening Time Min / Max (s)
110	360,000 / ∞
135	0.75 / 600
200	0.15 / 5
350	0.08 / 0.5
600	0.03 / 0.1

Typical Derating of Fuse Melting Element

Temperature Security Margin is 20%
Please contact Littelfuse® for Details Regarding Derating Test Set-Up.



Temperature Table

	max. allowed current load [A] at ambient temperature (typical derating)							
	-40°C	-20°C	0°C	20°C	40°C	60°C	80°C	100°C
2A	2.0	2.0	2.0	1.9	1.7	1.6	1.4	1.3
3A	3.0	2.8	2.7	2.5	2.4	2.2	2.0	1.8
4A	4.0	3.8	3.6	3.4	3.2	2.9	2.7	2.4
5A	5.0	4.8	4.5	4.3	4.0	3.7	3.4	3.0
7.5A	7.5	7.1	6.8	6.4	6.0	5.5	5.1	4.5
10A	10	10	9.8	9.2	8.6	8.0	7.3	6.5
15A	15	15	14	13	12	12	11	9.0
20A	20	19	18	17	16	15	14	12
25A	25	24	22	21	20	18	17	15
30A	30	29	27	26	24	22	20	18

MINI SHUNT Maximum Continuous Load at 85°C: 20A

Derating curves may change depending on the final condition of the application (terminals characteristics, wire size etc.). Please ask Littelfuse® for more information.