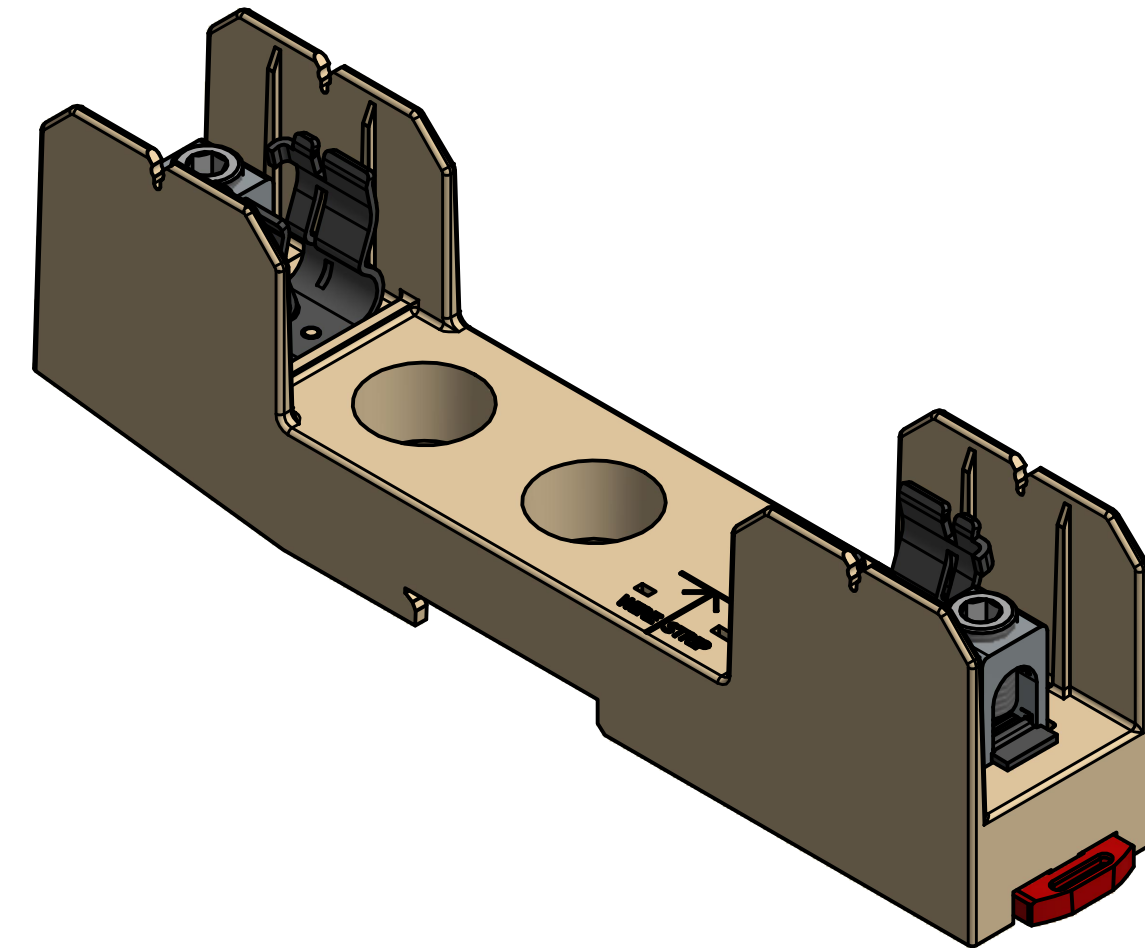
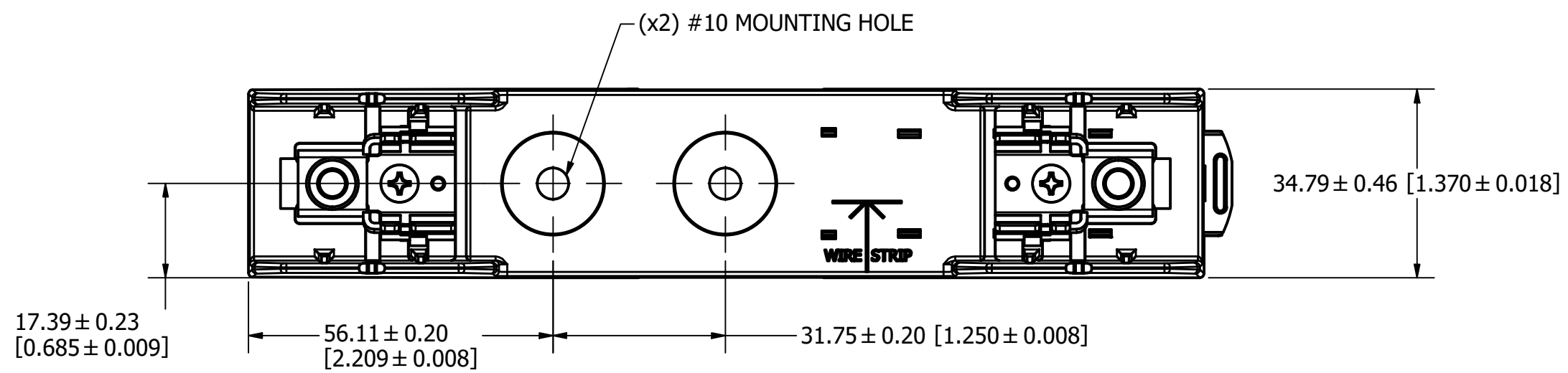


REVISION		
REV	DATE	DESCRIPTION
A	11/2/20	523009GCP - RELEASE MRY
B	9/23/21	524232ECP/C - UPDATE TO NEW DESIGN MRY
C	11/9/21	524457ECP/D - ROTATE DIMENSIONS MRY
D	5/23/22	525242ECP/D - ADD TOLERANCES MRY



**SPECIFICATIONS**

**VOLTAGE RATING:** 1500VDC

**AMPERE RATING:** 60 AMPERES

**INTERRUPT RATING:** 50kA

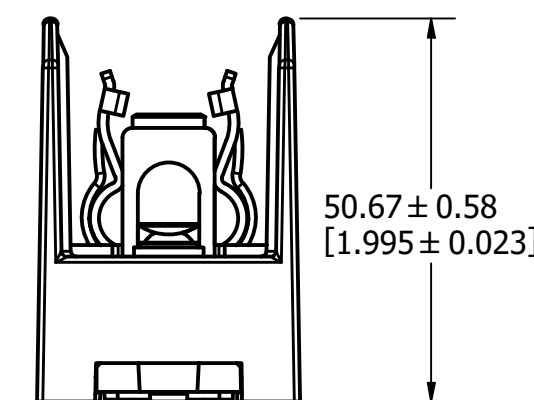
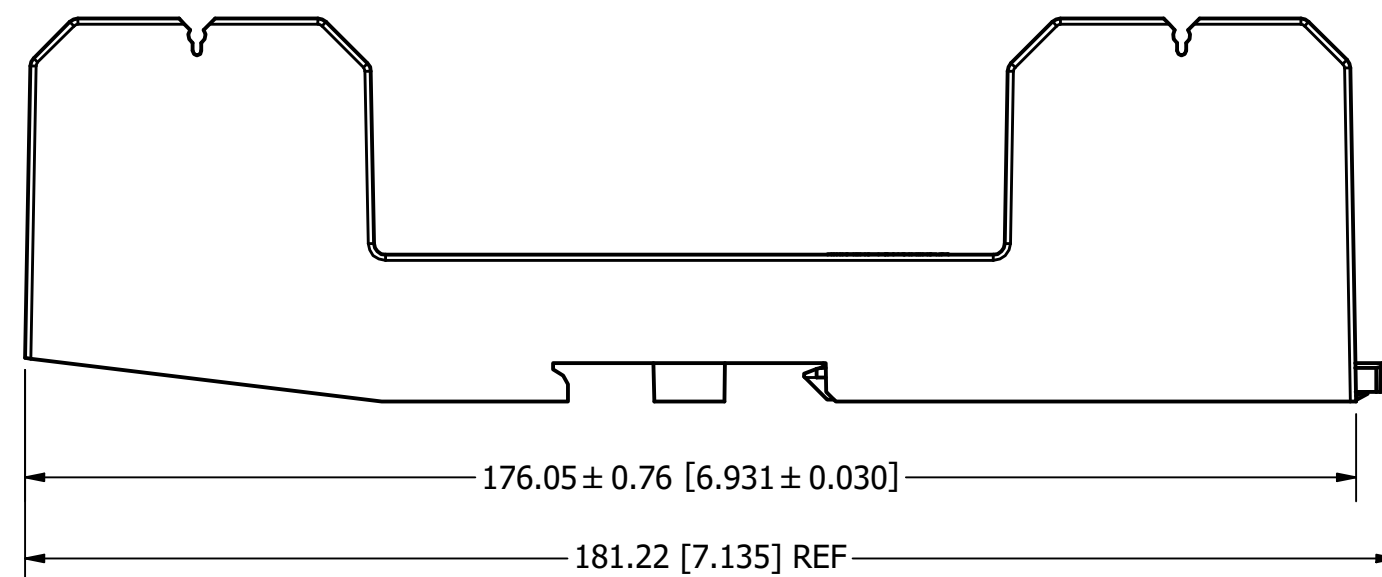
**TERMINAL TYPE:** BOX LUG

**SUGGESTED TORQUE:** 2-4 AWG 5.6 N-m (50 IN-LBS)  
6-14 AWG 2.8 N-m (25 IN-LBS)

**FLAT BUSBAR**  
3.18-6.35 mm 2.8 N-m  
[0.125-0.250 in 25 IN-LB]

**WIRE RANGE:** 2-14 AWG STRANDED Cu ONLY


**APPROVALS:** UL LISTED (FILE NO. E345481)



<S>	CRITICAL CHARACTERISTIC FOR PART SAFETY/COMPLIANCE
●	DENOTES CRITICAL CHARACTERISTICS.
CPK	DENOTES CPK DIMENSIONS, -MINIMUM CPK VALUE
(ST)	DENOTES A CHARACTERISTIC THAT PROVIDES AN INDICATION OF PROCESS PERFORMANCE. PROCEDURE FOR MEASUREMENT AND TRACKING TO BE DEFINED IN LITTELFUSE INSPECTION INSTRUCTIONS.
CP	DENOTES CP DIMENSIONS, -MINIMUM CP VALUE. MUST BE WITHIN THE DIMENSIONAL LIMITATIONS SHOWN ON DRAWING AND INITIALLY LOCATED TO ALLOW FOR MAXIMUM TOOL LIFE.

MATL SPEC	FINISH
DRW MYORK	DATE 10/28/2020
SCALE NTS	FINISH GOOD WT GRAMS/PIECE

UNLESS OTHERWISE SPECIFIED, DIMENSIONS ARE IN MILLIMETERS, DIMENSIONS IN BRACKETS [ ] ARE INCHES DIMENSIONING AND DO NOT INCLUDE PLATING. TOLERANCING TO BE INTERPRETED IN ACCORDANCE WITH ANSI Y14.5M-1994



**TITLE** LFXV150601C FUSEBLOCK

<b>Littelfuse</b> CHICAGO, ILLINOIS 60631	<b>REVISION</b> D	<b>DRWG NO.</b> OL-LFXV150601C	SHEET 1 OF 1 OUTLINE
--	----------------------	-----------------------------------	-------------------------