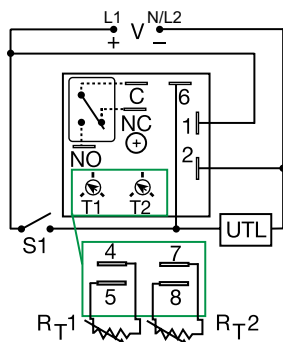


KRPD SERIES

Relay Output Timer



Wiring Diagram



V = Voltage
C = Common, Transfer Contact
NC = Normally Closed
NO = Normally Open
S1 = Initiate Switch
UTL = Untimed Load

A knob is supplied for adjustable units or R_T terminals for external adjust. The untimed load is optional. S1 is not used for some functions.

Description

The KRPD Series is a factory programmed time delay relay available with 1 of 12 standard dual functions. The time delays can be factory fixed, onboard or externally adjustable or a combination of fixed and adjustable. The SPDT output relay contacts offer a full 10A rating with complete isolation. Its microcontroller timing circuit provides excellent repeat accuracy and stability. Encapsulation protects against shock, vibration, and humidity. The KRPD Series is a cost effective approach for OEM applications that require small size, isolation, accuracy and long life.

Features & Benefits

FEATURES	BENEFITS
Microcontroller based	Repeat Accuracy +/- 0.5%
Compact design	Allows flexibility for OEM applications
Isolated, 10A, SPDT output contacts	Allows control of loads for AC or DC voltages
Encapsulated	Encapsulated to protect against shock, vibration, and humidity

Accessories



P1004-95, P1004-95-X Versa-Pot
Panel mountable, industrial potentiometer recommended for remote time delay adjustment.



P0700-7 Versa-Knob
Designed for 0.25 in. (6.35 mm) shaft of Versa-Pot. Semi-gloss industrial black finish.




P1015-64 (AWG 14/16) Female Quick Connect
These 0.25 in. (6.35 mm) female terminals are constructed with an insulator barrel to provide strain relief.



P1015-18 Quick Connect to Screw Adapter
Screw adapter terminal designed for use with all modules with 0.25 in. (6.35 mm) male quick connect terminals.



C103PM (AL) DIN Rail
35 mm aluminum DIN rail available in a 36 in. (91.4 cm) length.



P1023-20 DIN Rail Adapter
Allows module to be mounted on a 35 mm DIN type rail with two #10 screws.

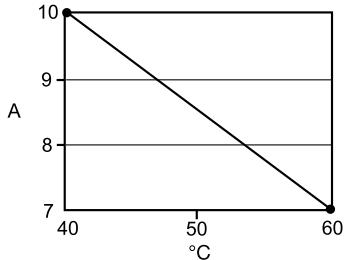
Ordering Information

MODEL	INPUT	ADJUSTMENT 1	TIME DELAY 1	ADJUSTMENT 2	TIME DELAY 2	FUNCTION
KRPD215S190SMB	24VAC	Fixed	5s	Fixed	90s	Delay-on-Make/Delay-on-Break
KRPD417M113MRXD	120VAC	Fixed	7m	Fixed	13m	Recycling/Off Time First
KRPDA175S130SMI	24 to 240VAC/DC	Fixed	75s	Fixed	30s	Delay-on-Make/Interval
KRPDA2129RXE	24 to 240VAC/DC	Onboard	0.1 - 10s	Onboard	10 - 1000h	Recycling
KRPDD2121MB	12 to 48VDC	Onboard	0.1-10s	Onboard	0.1-10s	Delay-on-Make/Delay-on-Break

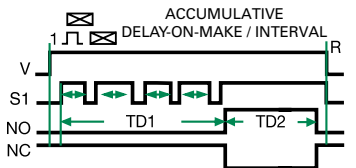
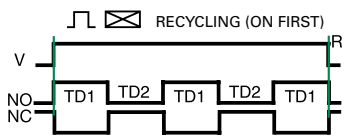
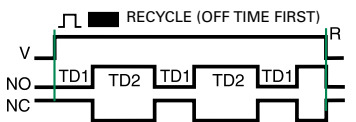
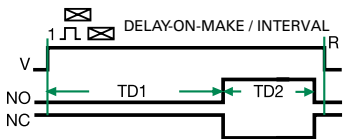
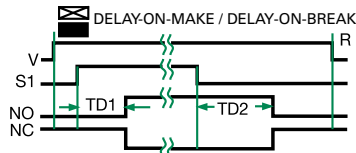
If you don't find the part you need, call us for a custom product 800-843-8848

KRPD SERIES

Output Current/Ambient Temperature



Function Diagrams



V = Voltage
S1 = Initiate Switch
NO = Normally Open Contact
NC = Normally Closed Contact
TD1, TD2 = Time Delay
R = Reset
— = Undefined Time

Specifications

Time Delay

Type
Range

Microcontroller circuitry
0.1s - 1000h in 9 adjustable ranges or fixed (to 999)

Repeat Accuracy Tolerance (Factory Calibration)

±0.5% or 20ms, whichever is greater

Reset Time

≤ 150ms

Initiate Time

≤ 40ms; 750 operations per minute

Time Delay vs. Temperature & Voltage

≤ ±2%

Input

Voltage

12 to 48VDC; 24 to 240VAC/DC

Tolerance

-15% - 20%

12 to 48VDC

-20% - 10%

24 to 240VAC/DC

AC Line Frequency/DC Ripple

50/60 Hz / ≤ 10%

Power Consumption

AC ≤ 2VA; DC ≤ 2W

Output

Type

Isolated relay contacts

Form

SPDT

Rating (at 40°C)

10A resistive @ 125VAC

5A resistive @ 230VAC & 28VDC

1/4 hp @ 125VAC

250VAC

Mechanical - 1 x 10⁷; Electrical - 1 x 10⁵

Max. Switching Voltage

Life (Operations)

Protection

Circuitry

Encapsulated

Isolation Voltage

≥ 1500V RMS input to output

Insulation Resistance

≥ 100 MΩ

Polarity

DC units are reverse polarity protected

Mechanical

Mounting

Surface mount with one #10 (M5 x 0.8) screw

Dimensions

H 50.8 mm (2"); **W** 50.8 mm (2");

D 30.7 mm (1.21")

Termination

0.25 in. (6.35 mm) male quick connects

Environmental

Operating/Storage

Temperature

-40° to 60°C / -40° to 85°C

Humidity

95% relative, non-condensing

Weight

≈ 2.6 oz (74 g)