

KVM SERIES



Description

The KVM Series is a single-phase undervoltage monitor designed to protect sensitive equipment against brownout undervoltage conditions. The compact design and encapsulated construction make the KVM Series an excellent choice for OEM equipment.

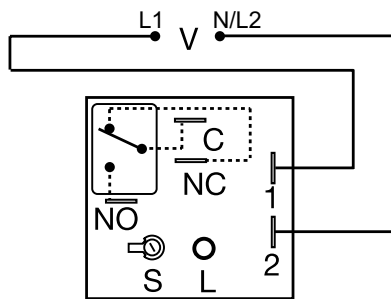
Operation

The output relay is energized and the LED glows green when the input voltage is above the reset voltage threshold. If the input voltage drops below the undervoltage setpoint, the output relay and LED will de-energize. The output relay will remain de-energized as long as the input voltage is below the reset voltage. Reset is automatic when the input voltage returns to a normal range.

Features & Benefits

FEATURES	BENEFITS
Continuous monitoring	Low cost single-phase undervoltage (brownout) protection
Compact design measures 2 in. (50.8mm) square	Perfect for OEM applications where, cost, size and ease of installation are important
LED indication	Quick visual indication of output status
Encapsulated	Protects against shock, vibration, and humidity

Wiring Diagram



V = Voltage
L = LED
S = Undervoltage Setpoint
NO = Normally Open
NC = Normally Closed
C = Common, Transfer Contact

Accessories



P1015-64 (AWG 14/16) Female Quick Connect

These 0.25 in. (6.35 mm) female terminals are constructed with an insulator barrel to provide strain relief.




P1015-18 Quick Connect to Screw Adapter

Screw adapter terminal designed for use with all modules with 0.25 in. (6.35 mm) male quick connect terminals.



C103PM (AL) DIN Rail

35 mm aluminum DIN rail available in a 36 in. (91.4 cm) length.



P1023-20 DIN Rail Adapter

Allows module to be mounted on a 35 mm DIN type rail with two #10 screws.

Ordering Information

MODEL	MAXIMUM LINE VOLTAGE	UNDervOLTAGE SETPOINT
KVM4	132VAC	Adjustable, 78 to 99VAC
KVM6	264VAC	Adjustable, 156 to 199VAC

If you don't find the part you need, call us for a custom product 800-843-8848

KVM SERIES

Specifications

Line Voltage

Type	Single phase
Input Voltage	110 to 120VAC or 220 to 240VAC
AC Line Frequency	50/60 Hz
Power Consumption	2.5W @ 132VAC; 4.5W @ 264VAC
Power Off Reset Time	≤ 150ms

Undervoltage Detection

Undervoltage Setpoint

KVM4	78 to 99VAC
KVM6	156 to 199VAC

Undervoltage Reset Point

KVM4	Fixed at 104VAC
KVM6	Fixed at 209VAC
Repeatability	± 0.5% under fixed conditions ± 1% over temperature range

Voltage Sensing Accuracy

Output

Type	Electromechanical relay
Form	SPDT
Rating	8A resistive @ 120VAC, 1/3 hp @ 120/240VAC
Life	Mechanical - 1 x 10 ⁶ ; Electrical - 1x10 ⁵
LED Indicator	Glows green when output is energized

Protection

Surge	IEEE C62.41-1991 Level A
Circuitry	Encapsulated
Isolation Voltage	≥ 1500V RMS input to output
Insulation Resistance	≥ 100 MΩ minimum

Mechanical

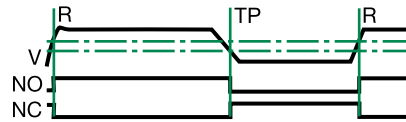
Mounting	Surface mount with one #10 (M5 x 0.8) screw
Dimensions	H 50.8 mm (2.0"); W 50.8 mm (2.0"); D 30.7 mm (1.21")

Termination 0.25 in. (6.35 mm) male quick connect terminals

Environmental

Operating /Storage Temperature	-25 to 55°C / -40 to 85°C
Humidity	95% relative, non-condensing
Weight	2.6 oz (74 g)

Function Diagram



TP = Undervoltage Setpoint
R = Reset Point