
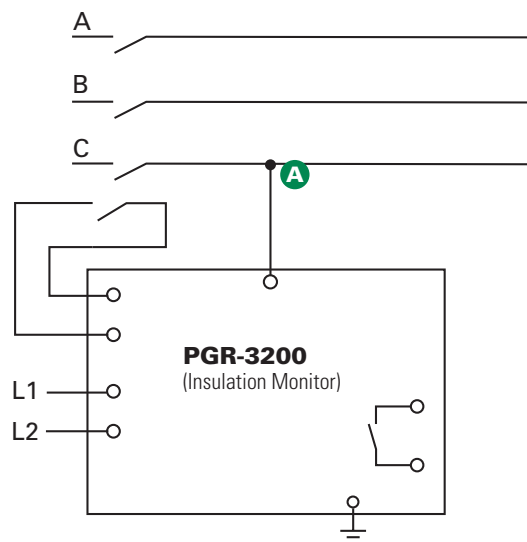


# PGR-3200 SERIES

## Insulation Monitor



### Simplified Circuit Diagram



### Description


The PGR-3200 detects ground faults by continuously monitoring the insulation integrity of ungrounded electrical systems. The relay monitors the insulation for damage and assists with predictive maintenance and troubleshooting of developing ground faults by providing two warning and an alarm level. The PGR-3200 operates on one- or three-phase ungrounded systems up to 6 kV.


The PGR-3200 can also be used on a grounded system to monitor the insulation for damage, while the power system is de-energized. The mode-of-operation terminals (27-28) are connected to the circuit breaker or contactor auxiliary contacts to toggle the relay off when the contactor or breaker is closed.

### Features & Benefits

FEATURES	BENEFITS
<b>NEC<sup>®</sup> and CEC Code compliant</b>	Meets National Electrical Code (NEC <sup>®</sup> ) Article 250.21(B) and Canadian Electrical Code Part 1, Section 10-106 (2) requirements for ungrounded systems
<b>Output contact (50 kΩ)</b>	Form C output contact for alarming when the insulation resistance is below 50 kΩ
<b>Output contact (10 kΩ)</b>	Form C output contact for tripping when the insulation resistance is below 10 kΩ
<b>Analog output (0-1 mA)</b>	Provides means for connecting to an optional meter (PGA-0510) or control system
<b>DIN-rail or surface mount</b>	Flexible options for ease of installation

### Accessories

**A**  **PGH Series High-Tension Coupler**  
A PGH Series high-tension coupler is required for systems between 1,300 V and 6,000 V.

 **PGA-0510 Analog Ohm Meter**  
Optional PGA-0510 Analog Meter allows for metering of insulation resistance.

### Ordering Information

ORDERING NUMBER	CONTROL POWER
PGR-3200	240 Vac <sup>(1)</sup>
PGR-3200-120	120 Vac
ACCESSORIES	REQUIREMENT
PGH Series	Required >1,300 V
PGA-0510	Optional

Note: For optional conformal coating please consult factory. To convert to a resistance grounded system, see neutral-grounding-resistors packages.

(1) UL Not Available

### Specifications

<b>IEEE Device Numbers</b>	Undervoltage Relay (27) Ground Detector Relay (64)
<b>Input Voltage</b>	See ordering information
<b>Dimensions</b>	<b>H</b> 75 mm (3"); <b>W</b> 100 mm (3.9"); <b>D</b> 115 mm (4.5")
<b>Resistance Ratings</b>	Insulation warning (30 kΩ and 50 kΩ) Insulation alarm (10 kΩ)
<b>Contact Operating Mode</b>	Non-fail-safe
<b>Test Button</b>	Local
<b>Reset Button</b>	Local and remote
<b>Output Contacts</b>	Two Form C
<b>Analog Output</b>	0-1 mA
<b>Conformally Coated</b>	Consult factory
<b>Approvals</b>	UL Listed (E183688)
<b>Warranty</b>	5 years
<b>Mounting</b>	DIN, Surface