

5 x 20 mm Time Lag Fuse (Slo-Blo® Fuse) 218/213 Series



- Designed to International (IEC) Standards for use globally.
- Meets the IEC 60127-2, Sheet 3 specification for Time Lag Fuses.
- Available in Cartridge and Axial Lead Form.
- Available in ratings of 0.032 to 10 amperes.

ELECTRICAL CHARACTERISTICS:

% of Ampere Rating	Ampere Rating	Opening Time
150%	.032-.100	60 minutes, Minimum
	.125-6.3	60 minutes, Minimum
210%	.032-.100	2 minutes, Maximum
	.125-6.3	2 minutes, Maximum
275%	.032-.100	0.2 sec., Min. ; 10 sec. Max.
	.125-6.3	0.6 sec., Min. ; 10 sec. Max.
400%	.032-.100	.04 sec., Min. ; 3 sec. Max.
	.125-6.3	.15 sec., Min. ; 3 sec. Max.
1000%	.032-.100	.01 sec., Min. ; 0.3 sec. Max.
	.125-6.3	0.02 sec., Min. ; 0.3 sec. Max.

AGENCY APPROVALS: Sheet III IEC 60127-2:* SEMKO, VDE approved thru 6.3 amps. BSI approved 0.08-6.3 amps. Recognized under the Components Program of Underwriters Laboratories and recognized by CSA. 0213 series METI approved 1-5A.

VOLTAGE RATING: 250 VAC


INTERRUPTING RATINGS: 35 amperes or 10 x rated current; whichever is greater.

ORDERING INFORMATION:

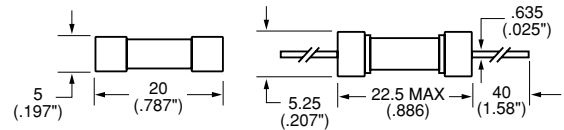
For axial lead change 218 to 228 and 213 to 223.

Ampere Rating	218/228			213/223 Surge Withstand		
	Cartridge Catalog Number	Nominal Resistance Cold Ohms	Nominal Melting I ² t A ² Sec.	Cartridge Catalog Number	Nominal Resistance Cold Ohms	Nominal Melting I ² t A ² Sec.
.032	218.032	58.45	0.00305	-	-	-
.040	218.040	35.70	0.0055	-	-	-
.050	218.050	23.30	0.0071	-	-	-
.063	218.063	18.1	0.012	-	-	-
.080	218.080	12.6	0.0265	-	-	-
.100	218.100	8.95	0.0495	-	-	-
.125	218.125	4.41	0.150	-	-	-
.160	218.160	2.44	0.225	-	-	-
.200	218.200	1.60	0.350	0213.200	1.60	0.350
.250	218.250	1.05	0.555	0213.250	1.05	0.555
.315	218.315	0.848	1.14	0213.315	0.848	1.14
.400	218.400	0.535	1.35	0213.400	0.535	1.35
.500	218.500	0.370	2.90	0213.500	0.370	2.90
.630	218.630	0.275	4.80	0213.630	0.275	4.80
.800	218.800	0.073	1.99	0213.800	0.165	9.42
1	218 001	0.055	3.33	0213 001.	0.117	19.20
1.25	218 1.25	0.042	5.80	0213 1.25	0.081	27.15
1.6	218 01.6	0.032	10.61	0213 01.6	0.055	44.2
2	218 002	0.029	14.80	0213 002.	0.044	92.7
2.5	218 02.5	0.022	23.85	0213 02.5	0.030	138.0
3.15	218 3.15	0.017	39.20	0213 3.15	0.022	226.5
4	218 004	0.013	70.95	0213 004.	0.017	202
5	218 005	0.010	114.0	0213 005.	0.011	314
6.3	218 06.3	0.0075	204.0	0213 06.3	0.008	600
8	218 008	0.0059	350.5	-	-	-
10	218 010	0.0045	583.0	-	-	-
15	218 015	0.0030	1441.0	-	-	-

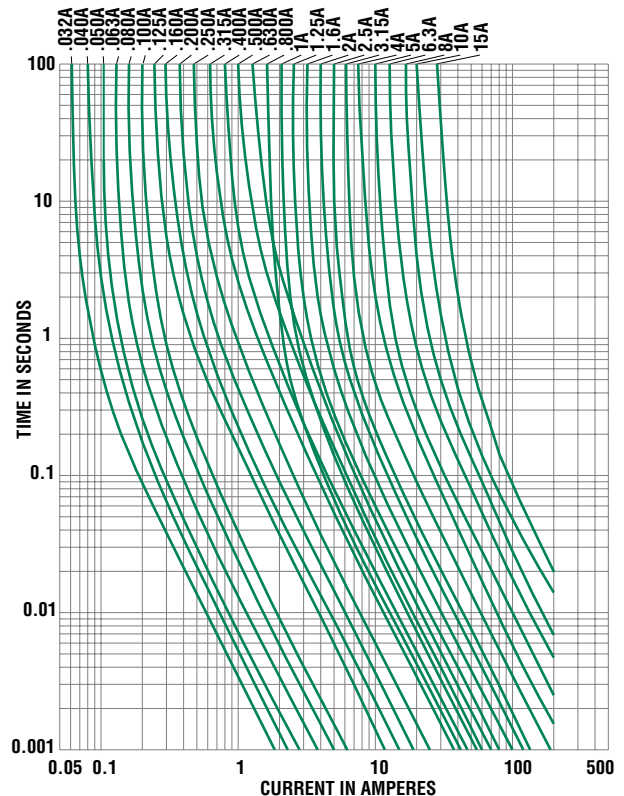
* IEC Standards for 5 x 20 fuses do not include ratings above 6.3A, but are under consideration.



213 000 213 000 XE
223 000
218 000 218 000 XE
228 000



Average Time Current Curves for 218/228



Please contact Littelfuse for Average Time Current Curve for 213/223 surge withstand.

¹ 228 and 223 Series are used for North American ordering.