

# 201-XXX-SP SERIES

## Single-phase voltage/phase monitor

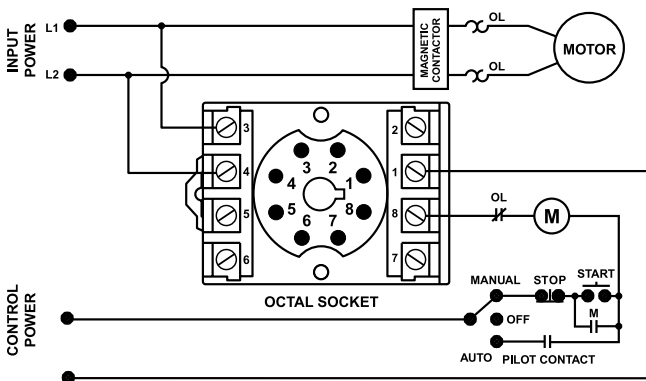


### Description

The 201-xxx-SP series is an 8-pin octal-base, plug-in voltage monitor designed to protect single-phase motors regardless of size. The 201-100-SP is used on 95–120 V ac, 50/60 Hz motors to prevent damage caused by low voltage. The 201-200-SP is used on 190–240 V ac, 50/60 Hz motors. The 201-200-SP-T-9 is a pin-for-pin replacement for a Time Mark® #260 series voltage monitor. High voltage protection is included in the 201-200-SP-T-9.

The unique microcontroller-based voltage and voltage-sensing circuit constantly monitors the voltage to detect harmful power line conditions. When a harmful condition is detected, the MotorSaver's output relay is deactivated after a specified trip delay. The output relay reactivates after power line conditions return to an acceptable level and a specified amount of time has elapsed (restart delay). The trip delay prevents nuisance tripping due to rapidly fluctuating power line conditions.

### Wiring Diagram

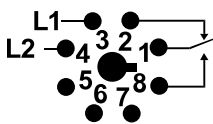


#### Must use Model OT08PC socket for UL Rating!

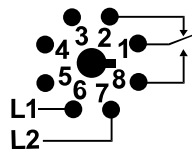
Note: Manufacturer's recommended screw terminal torque for the RB Series and OT Series Octal Sockets is 12 in.-lbs.

### Features & Benefits

FEATURES	BENEFITS
<b>Proprietary microcontroller based circuitry</b>	Constant monitoring of voltage to detect harmful power line conditions, even before the motor starts
<b>Fixed trip delay 4 s</b>	Prevents nuisance tripping due to rapidly fluctuating power line conditions
<b>Advanced LED indication</b>	Provides diagnostics which can be used for troubleshooting and to determine relay status
<b>Compact design for 8-pin; DIN rail or surface mount</b>	Allows flexibility in panel installation



PIN-OUT 1 (201-XXX-SP)  
(view of socket)



PIN-OUT 2 (201-200-SP-T-9)  
(view of socket)

### Accessories



#### OT08PC 8-pin Octal Socket

Octal Socket for plug-in units. 8-pin surface & DIN rail mountable. Rated for 10 A @ 600 V ac.

### Ordering Information

MODEL	LINE VOTAGE	DESCRIPTION
201-100-SP	95–120 V ac	SPDT, protects single phase motors
201-200-SP	190–240 V ac	SPDT, protects single phase motors
201-200-SP-T-9	190–240 V ac	SPDT, direct replacement for Time Mark® #260 series

## 201-XXX-SP SERIES

### Specifications

#### Input Characteristics

**Line Voltage:**

**201-100-SP** 95–120 V ac

**201-200-SP, 201-200-SP-T-9** 190–240 V ac

**Frequency** 50/60 Hz

#### Functional Characteristics

**Low Voltage (% of setpoint)**

**Trip** 90 %

**Reset** 93 %

**For 201-200-SP-T-9 only:**

**High Voltage (% of setpoint)**

**Trip** 110 %

**Reset** 107 %

**Trip Delay Time:**

**High/Low Voltage Fault** 4 seconds

**Restart Delay Time:**

**After a Fault** 2 seconds

**After a Complete Power Loss** 2 seconds

#### Output Characteristics

**Output Contact Rating (SPDT)**

**Pilot Duty** 480 VA @ 240 V ac

**General Purpose** 10 A @ 240 V ac

#### General Characteristics

**Ambient Temperature Range**

**Operating** -40° to 70°C (-40° to 158°F)

**Storage** -40° to 80°C (-40° to 176°F)

**Maximum Input Power** 5 W

**Transient Protection (Internal)** 2500 V for 10 ms

#### Safety Marks

**UL (OT08PC octal socket required)**

UL 508 (File #E68520)

#### Dimensions

**H** 44.45 mm (1.75"); **W** 60.325 mm (2.375");

**D** 104.775 mm (4.125") (with socket)

#### Weight

0.8 lb. (12.8 oz., 362.87 g)

#### Mounting Method

DIN rail or surface mount

(plug in to OT08PC socket)

#### Socket Available

Model OT08PC (UL Rating 600 V)

The 600V socket can be surface mounted or installed on DIN Rail.