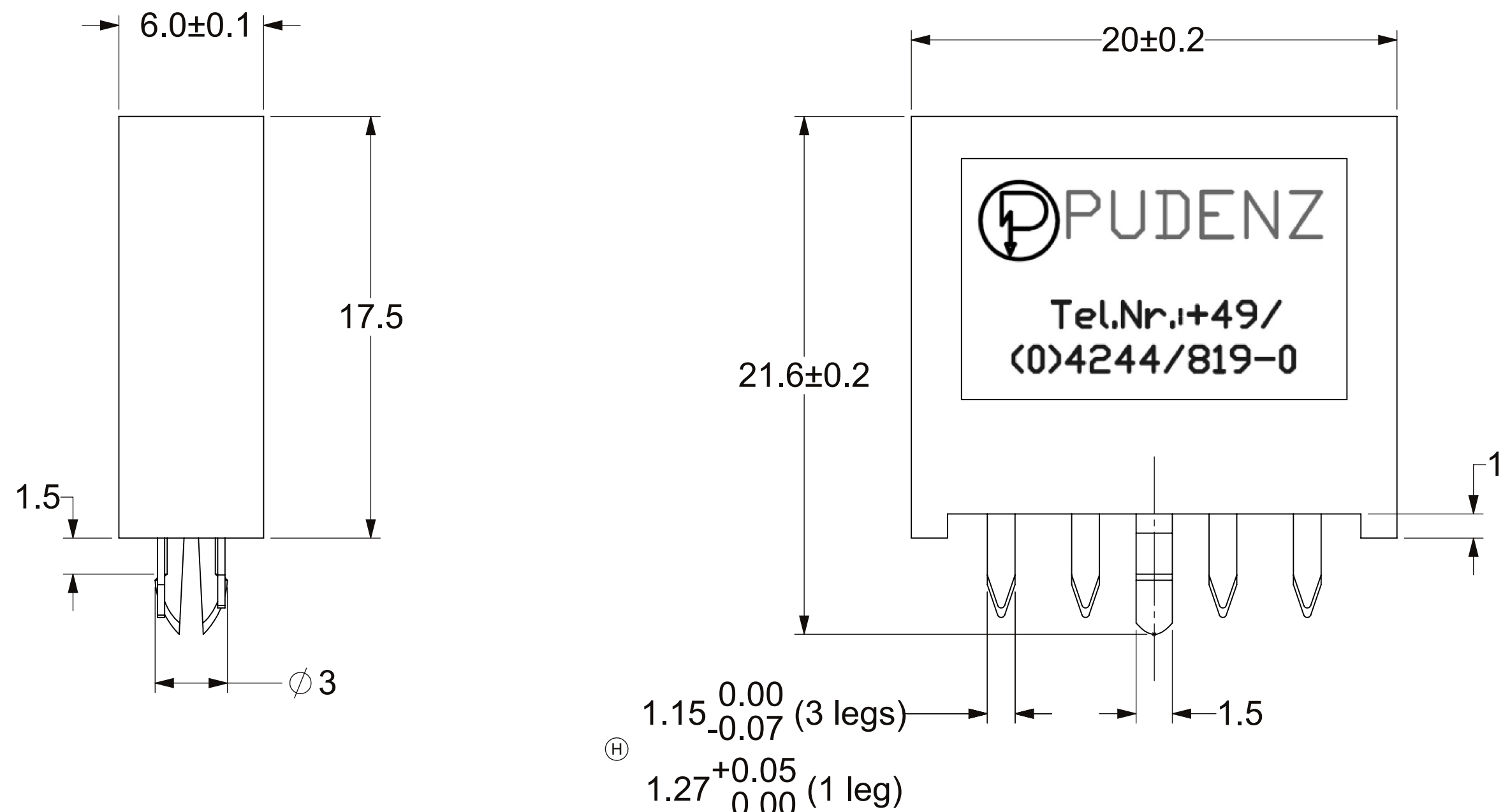
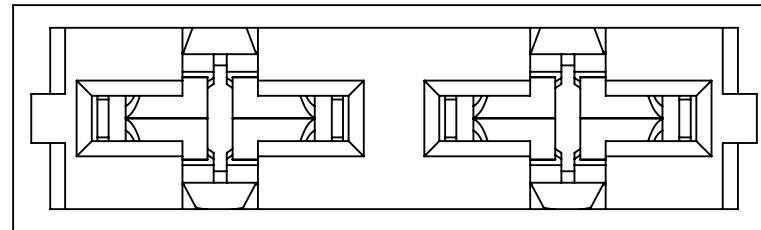


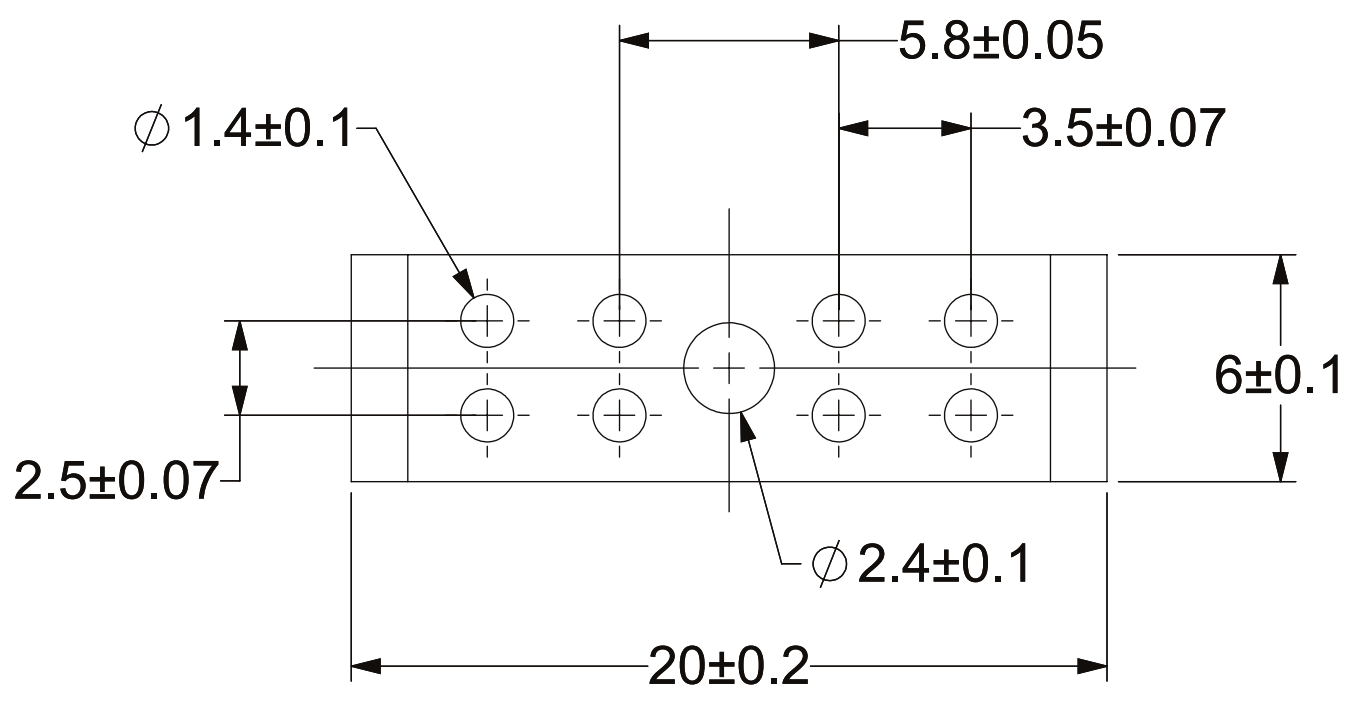
THIS DRAWING AND THE INFORMATION CONTAINED WITHIN IT ARE CONFIDENTIAL AND MAY NOT BE COPIED OR DISCLOSED WITHOUT THE WRITTEN PERMISSION OF LITTELFUSE.

PART NUMBER	DESCRIPTION
178.6165.0001	HOLDER - FLR (ATO) PCB 80V 4-PIN 100 PC
178.6165.0002	HOLDER - FLR (ATO) PCB 80V 4-PIN 500 PC ^(H)

REVISIONS				
ZONE	REV.	DESCRIPTION	DATE	APPROVED
	C	IN CAD GEZ.	ULB	01/10/00
	D	AEND.Nr: 287	MAK	04/16/02
	E	AEND.Nr: 0058	HOEP	04/06/05
	F	AEND.Nr: 20113DN1	HOEP	06/03/06
	G	510213ECA-REDRAW IN UG	OPL	07/03/14
	H	ECN #523216: CLARIFY DIMENSIONS, ADD PN, UPDATE TEMPLATE		01/06/2021 S.CASTILLO



HOLE PATTERN



NOTES:
 - MATERIAL:
 ** HOUSING: THERMOPLASTIC
 ** DFK1-TERMINALS F SOLDERING: Cu-ALLOY, Ag- PLATED
 - GENERAL TOLERANCES: DIN 7168-m

DIMENSIONS ARE SHOWN IN MILLIMETERS. DIMENSIONS AND TOLERANCES ARE DEFINED ACCORDING TO ANSI/ASME Y14.5-1994.

●	FIT FUNCTION CRITICAL CHARACTERISTICS SYMBOL
<S>	SAFETY/ COMPLIANCE CRITICAL CHARACTERISTICS SYMBOL
CPK	DENOTES CPK DIMENSIONS MINIMUM CPK VALUE
(ST)	DENOTES A CHARACTERISTIC THAT PROVIDES AN INDICATION OF PROCESS PERFORMANCE PROCEDURE FOR MEASUREMENT AND TRACKING TO BE DEFINED IN LITTELFUSE INSPECTION INSTRUCTIONS
CP	DENOTES CP DIMENSIONS - MINIMUM CP VALUE MUST BE WITHIN THE DIMENSIONAL LIMITATIONS SHOWN ON DRAWING AND INITIALLY LOCATED TO ALLOW FOR MAXIMUM TOOL LIFE

DIMENSION: MM TOLERANCES UNLESS OTHERWISE SPECIFIED
 ONE PLACE DECIMAL ± 0.5 THREE PLACES DECIMAL ± 0.100
 TWO PLACES DECIMAL ± 0.20 ANGULAR ± 2°

NAME	DATE	<p>Expertise Applied Answers Delivered</p>
DRAWN	OPL 03/14/14	
CHECKED	-	
-	-	

FORM NO: CVP-PE40-0006 REV A
 THIRD ANGLE PROJECTION

TITLE	HOLDER-FLR (ATO) PCV 80V 4-PIN
SIZE	C
DWG. NO.	178.6165.0000
REV.	H

DO NOT SCALE DRAWING SCALE 5:1 SHEET 1 OF 1