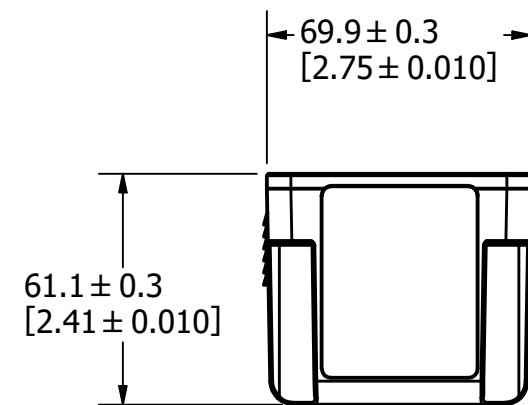
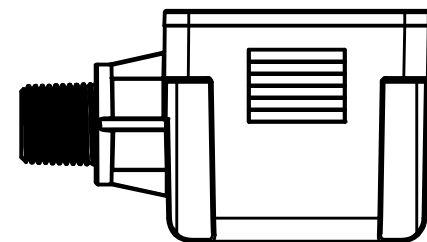
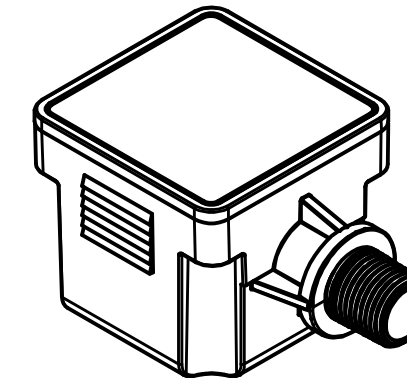
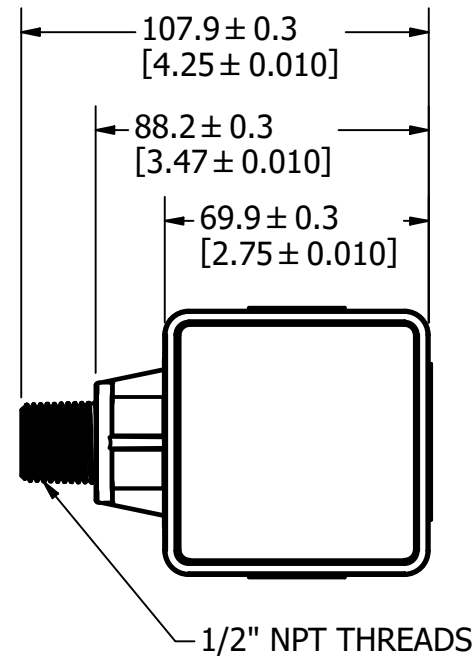
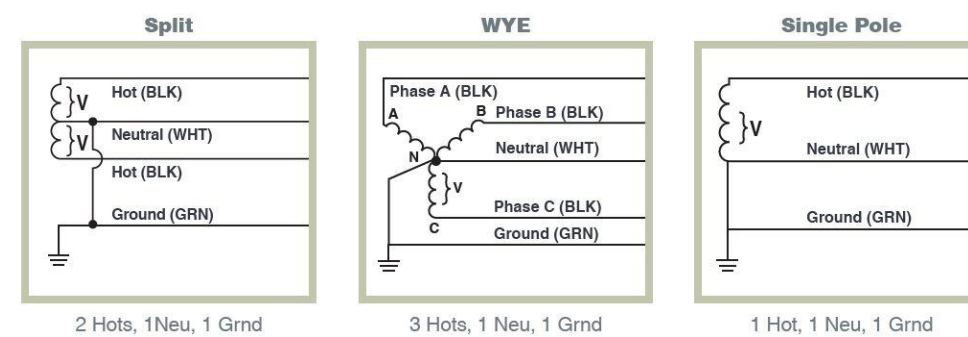


PART NO.	MAX. CONTINUOUS OPERATING VOLTAGE (AC)	NOMINAL AC VOLTAGE	ELECTRICAL SYSTEM
SPDN-D120-1P	180	120	SINGLE PHASE
SPDN-D120-2S	180	240/120	SPLIT PHASE
SPDN-D120-3Y	150	208/120	3 PHASE WYE
SPDN-D240-1P	350	240	SINGLE PHASE
SPDN-D240-2S	350	480/240	SPLIT PHASE
SPDN-D277-3Y	350	480/277	3 PHASE WYE

REVISION		DESCRIPTION
REV	DATE	
A	5/16/23	526444GCP - RELEASE MRY



WIRING CONFIGURATION



- NOTES:**
 1. STANDARD LEAD LENGTH: 18-20"
 2. ENCLOSURE RATING: POLYCARBONATE 4X

NO	COMPONENT NO	DESCRIPTION	QTY/M	U/M
BILL OF MATERIAL				
<S>		CRITICAL CHARACTERISTIC FOR PART SAFETY/COMPLIANCE		
●		DENOTES CRITICAL CHARACTERISTICS.		
CPK		DENOTES CPK DIMENSIONS, -MINIMUM CPK VALUE		
(ST)		DENOTES A CHARACTERISTIC THAT PROVIDES AN INDICATION OF PROCESS PERFORMANCE. PROCEDURE FOR MEASUREMENT AND TRACKING TO BE DEFINED IN LITTELFUSE INSPECTION INSTRUCTIONS.		
CP		DENOTES CP DIMENSIONS, -MINIMUM CP VALUE MUST BE WITHIN THE DIMENSIONAL LIMITATIONS SHOWN ON DRAWING AND INITIALLY LOCATED TO ALLOW FOR MAXIMUM TOOL LIFE.		C
MATL SPEC		FINISH		
DRW myork	DATE 2/28/2023	SCALE NTS	FINISH GOOD WT GRAMS/PIECE	
UNLESS OTHERWISE SPECIFIED, DIMENSIONS ARE IN MILLIMETERS, DIMENSIONS IN BRACKETS [] ARE INCHES DIMENSIONING AND DO NOT INCLUDE PLATING. TOLERANCING TO BE INTERPRETED IN ACCORDANCE WITH ANSI Y14.5M-1994				
3RD ANGLE PROJECTION				
TITLE SURGE PROTECTION DEVICE, UL TYPE 1 OUTLINE				
Littelfuse CHICAGO, ILLINOIS 60631		REVISION A	DRWG NO. OL-SPDN-D	SHEET 1 OF 1