

SCR SERIES

Universal Lamp Alarm Relay

CE 
(SCR430T only)



Description

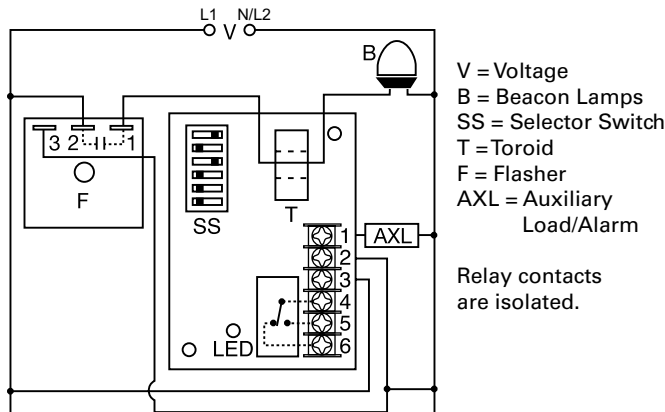
The SCR series is a universal lamp alarm relay designed to sense the failure of flashing or steady incandescent beacon lamps or steady side lights. The toroidal current sensor provides isolation and allows monitoring of more than one line at a time. The SCR Series energizes when one or more lamps fail. It will monitor the operation of one to four side lights and up to four beacon lamps.

Operation

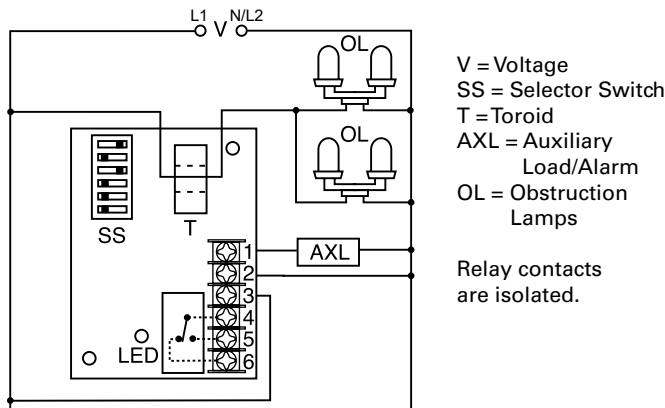
When a lamp fails, the SCR Series senses a decrease in current flow. After a fixed time delay, the LED glows and the two alarm outputs energize. The outputs are reset when the failed lamps are replaced and the current returns to the nominal setting, or when the input voltage is removed. The SCR will sense an open flasher, it will not sense a continuously ON flasher (see FB Series).

Wiring Diagram

BEACON LAMP CONNECTION DIAGRAM



OBSTRUCTION LAMP CONNECTION DIAGRAM



Features & Benefits

FEATURES	BENEFITS
Toroidal current sensing	Provides isolation from the lighting circuit and allows monitoring of multiple lines simultaneously
Monitors 1-4 side lights or up to 4 beacon lamps	Senses failed incandescent flashing beacon or steady obstruction lamps
Isolated, 10A, SPDT alarm output plus one 1A, solid-state line voltage alarm output	Provides alarm indication and can also be used for remote monitoring of the lighting system
Fixed trip delay (6s)	Prevents nuisance alarms
Switch selectable number, voltage, and wattage of lamps	User selectable to meet wide application needs with one relay

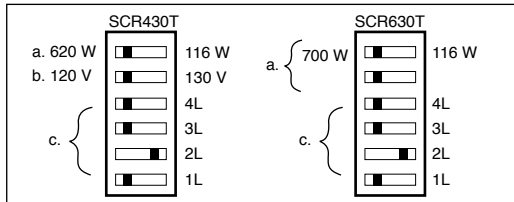
Ordering Information

MODEL	INPUT	LAMP TYPE
SCR430T	120VAC	Incandescent
SCR630T	230VAC	Incandescent

If you don't find the part you need, call us for a custom product 800-843-8848

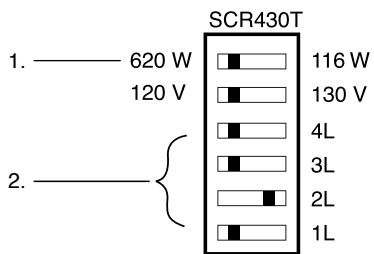
SCR SERIES

Selection Range



- Lamp Wattage - Select the lamp wattage of the lamps in use.
- Lamp Voltage - Select the lamp voltage shown on the lamp (SCR430T)
- Lamps ON - Select the number of lamps on during normal operation. Only one lamp switch at a time may be transferred to the right.

Programming Example



Example Shown: SCR430T-620 watts at 120 VAC lamps, two lamps are ON during normal operation.

STEP

- Select lamp wattage: 116 or 620 watts
- Select the number of lamps ON (1 thru 4) during normal operation. Only one lamp switch may be ON (RIGHT) at any time.

Specifications

Operation

Lamp Monitoring
Capacity (in lamps)
SCR430T 120VAC Lamps
SCR630T 230VAC Lamps

100W	116W	620W	700W
4	4	4	n/a
n/a	4	n/a	4

Time Delay

Trip Delay

Factory fixed \approx 6s

Input

Input Voltage/Tolerance

SCR430T - 120VAC \pm 10%
 SCR630T - 230VAC \pm 10%

AC Line Frequency

Output

Line Voltage Output (Solid-state Rated)

To operate a spare lamp or alarm

\leq 125W @ 120VAC
 \leq 250W @ 240VAC

Isolated Alarm Output (SPDT)

10A @ 240VAC or 30VDC resistive;
 1/4 hp @ 125VAC; 1/2 hp @ 250VAC

Mechanical

Mounting

Dimensions

Two #6 (M3.5 x 0.6) screws
H 88.9 mm (3.5"); **W** 63.5 mm (2.5");
D 44.5 mm (1.75")

Termination

Screws with captive clamps for up to 14 AWG (2.45 mm²) wire

Protection

Circuitry

Environmental

Operating Temperature Weight

Encapsulated

-55° to 65°C
 \approx 6.8 oz (193 g)