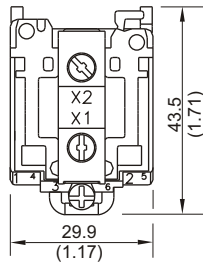
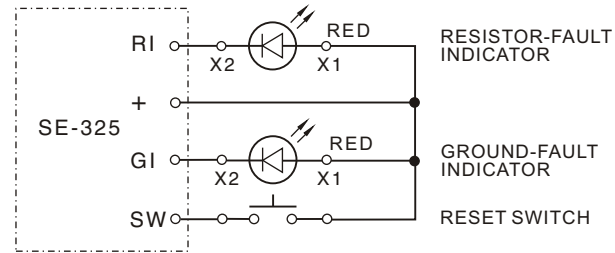




LED PILOT LIGHTS



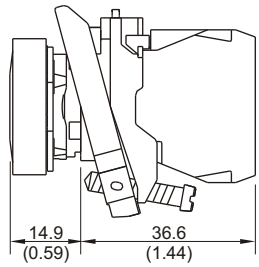
LEGEND PLATE



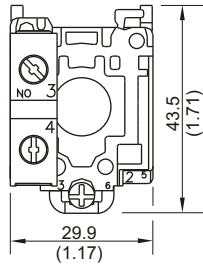
CONNECTION DIAGRAM

NOTES:

1. SEE SE-325 MANUAL FOR MORE INFORMATION.
2. MANUALS ARE AVAILABLE AT www.startco.ca



PUSH BUTTON



RK-302

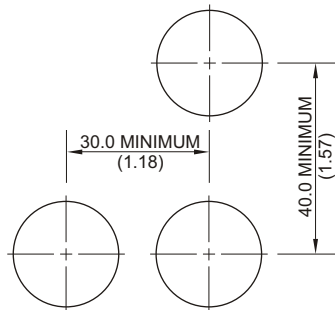
REMOTE INDICATION AND RESET FOR SE-325

- 2 - LED PILOT LIGHTS, RED: 21 mA @ 12 Vdc
- 1 - PUSH BUTTON ASSEMBLY, YELLOW: 3 A @ 240 Vac - A600
0.5A @ 125 Vdc - Q600

- 1 - "RESET" LEGEND PLATE
- 1 - "RESISTOR FAULT" LEGEND PLATE
- 1 - "GROUND FAULT" LEGEND PLATE



Copyright © 2011
Printed in Canada
181011



MOUNTING DETAIL

NOTES:

1. DIMENSIONS IN MILLIMETRES (INCHES).
2. ----- INDICATES CLEARANCE REQUIRED.
3. PANEL THICKNESS 1.0 TO 6.0 (0.04 TO 0.24).
4. NEMA 4X.