

FORM A
TERMINALS

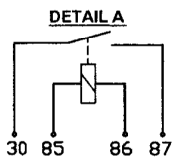
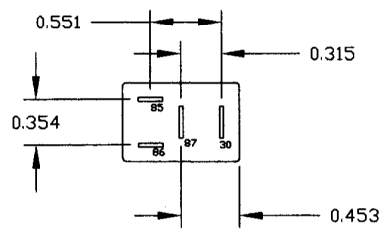
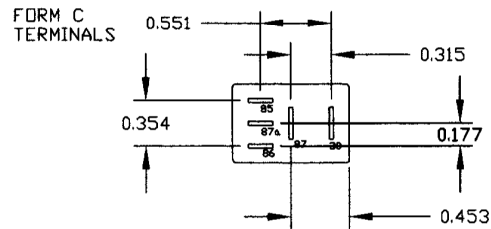
SPECIFICATIONS:

- PULL IN VOLTAGE 7.8V MAX [12VDC], 15.6V MAX [24VDC]
- RELEASE VOLTAGE 1.2V MIN [12VDC], 2.4V MIN [24VDC]
- MAX VOLTAGE 15.6VDC ON 12VDC, 31.2VDC ON 24V.
- OPERATING TEMPERATURE -40DEG C TO 85 DEG C
- VIBRATION RESISTANCE
10-40 HZ, DOUBLE AMPLITUDE 1.27 MM
- OPERATION LIFE:
100,000 ELECTRICAL
10,000,000 MECHANICAL
- CONTACT RATING: N.O. 25A @ 14VDC, N.C. 20A @ 14VDC,
N.O. 15A @ 24 VDC, N.C. 10A @ 24VDC RESISTIVE
- DIELECTRIC STRENGTH: 500V
- VCOIL RESISTANCE: FORM A 120 OHMS FOR 12VDC, FORM C 96 OHMS
FORM A 480 OHMS, FORM C 384 OHMS FOR 24VDC
- COIL SUPPRESSION 680 OHMS, 12 V AND 2702 OHMS 24 V
- ALL DIMS REF.

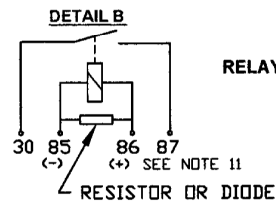
RELAY PART NUMBER STRUCTURE

M A- 25 00 12- R S

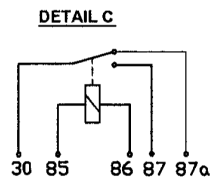
- S = SEALED
- N = NOTHING [NO SEALING]
- R = RESISTOR
- D = DIODE
- N = NOTHING [NO SUPPRESSION]
- 12 = 12VDC
- 24 = 24VDC
- 00 = NO BRACKET
- 25 = 25A [12VDC]
- 15 = 15A [24VDC]
- A = FORM A [SPST]
- C = FORM C [SPDT]
- M = MICRO-RELAY



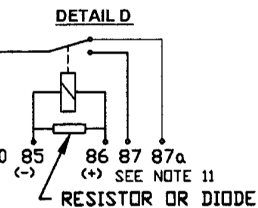
FORM A (SPST)



RELAY CIRCUITRY



FORM C (SPDT)



Tolerances. Unless otherwise specifically noted, the following are default tolerances:
 * 2-place Decimal Dimensions $\pm .02^\circ$
 * 3-place Decimal Dimensions $\pm .015^\circ$
 * Angular Dimensions ± 1.0 Deg.
 * Metric: Refer to equivalent English Dimension Tolerance
 >>> NOTE: All tolerances are Non-Cumulative. <<<

Dimensional Units. All dimensions are expressed in inches except those shown in brackets (mm) are expressed in millimeters.

"REF." or an Asterisk (*) - Non-Toleranced Reference Dimension, shown for clarification purposes only.

PROPRIETARY INFORMATION. This Engineering Drawing, and the information contained herein, is proprietary to Cole Hersee Company and may not be disclosed, reproduced, or in any other way transferred or communicated to any other party without the express written consent of an authorized representative of Cole Hersee Company.

DESIGN CONTROL. It is the responsibility of the individual using/referencing this drawing to ensure that the noted design revision level agrees with the revision level of the Controlled Document (Master Drawing). This is a NON-CONTROLLED DOCUMENT unless otherwise specifically noted.

DO NOT SCALE - Dimensional variation may occur during printing/ reproduction.

Special Characteristics:

- Critical Characteristic relating to Safety and/or Regulatory Compliance
- Significant Characteristic relating to Process Control (SPC)
- Control Dimension relating to Form - Fit - Function as defined by Cole Hersee Company and/or the Customer

(Note that the Identification of any Characteristics as being "Special" does not alter the requirement that ALL specified dimensions & tolerances must be met.)

Cole Hersee Co.
 20 Old Colony Ave., South Boston, MA, 02127
 Phone 617-268-2100 Web www.colehersee.com

Description: RELAY, MICRO TYPE

Drawing/ Part No.: MA-250012-NN

MC-150024-RN	DETAIL D	15A	FORM C	24 VDC	RESISTOR	NO
MC-150024-RS	DETAIL D	15A	FORM C	24 VDC	RESISTOR	SEALED
MC-150024-DS	DETAIL D	15A	FORM C	24 VDC	DIODE	SEALED
MC-150024-DN	DETAIL D	15A	FORM C	24 VDC	DIODE	NO
MC-150024-NS	DETAIL C	15A	FORM C	24 VDC	NONE	SEALED
MC-150024-NN	DETAIL C	15A	FORM C	24 VDC	NONE	NO
MA-150024-RN	DETAIL B	15A	FORM A	24 VDC	RESISTOR	NO
MA-150024-RS	DETAIL B	15A	FORM A	24 VDC	RESISTOR	SEALED
MA-150024-DS	DETAIL B	15A	FORM A	24 VDC	DIODE	SEALED
MA-150024-DN	DETAIL B	15A	FORM A	24 VDC	DIODE	NO
MA-150024-NS	DETAIL A	15A	FORM A	24 VDC	NONE	SEALED
MA-150024-NN	DETAIL A	15A	FORM A	24 VDC	NONE	NO
MC-250012-RN	DETAIL D	25A	FORM C	12 VDC	RESISTOR	NO
MC-250012-RS	DETAIL D	25A	FORM C	12 VDC	RESISTOR	SEALED
MC-250012-DS	DETAIL D	25A	FORM C	12 VDC	DIODE	SEALED
MC-250012-DN	DETAIL D	25A	FORM C	12 VDC	DIODE	NO
MC-250012-NS	DETAIL C	25A	FORM C	12 VDC	NONE	SEALED
MC-250012-NN	DETAIL C	25A	FORM C	12 VDC	NONE	NO
MA-250012-RN	DETAIL B	25A	FORM A	12 VDC	RESISTOR	NO
MA-250012-RS	DETAIL B	25A	FORM A	12 VDC	RESISTOR	SEALED
MA-250012-DS	DETAIL B	25A	FORM A	12 VDC	DIODE	SEALED
MA-250012-DN	DETAIL B	25A	FORM A	12 VDC	DIODE	NO
MA-250012-NS	DETAIL A	25A	FORM A	12 VDC	NONE	SEALED
MA-250012-NN	DETAIL A	25A	FORM A	12 VDC	NONE	NO
PART NUMBER	CIRCUITRY	RATING	TERMINAL LAYOUT	VOLTAGE	SUPPRESSION	SEALING

Revision Control Record

Rev.	Description of Change	ECN No.	Date
	SEE PAGE 1 FOR REVISION		

Tolerances: Unless otherwise specifically noted, the following are default tolerances:
 * 2-place Decimal Dimensions +/- .02"
 * 3-place Decimal Dimensions +/- .015"
 * Angular Dimensions +/- 1.0 Deg.
 * Metric: Refer to equivalent English Dimension Tolerance
 >>> NOTE: All tolerances are Non-Cumulative. <<<

Dimensional Units: All dimensions are expressed in inches except those shown in brackets (xxx) are expressed in millimeters.

REF: or an Abbrev. D. = Non-Toleranced Reference Dimension, shown for clarification purposes only.

PROPRIETARY INFORMATION: This Engineering Drawing, and the information contained herein, is proprietary to Cole Hersee Company and may not be disclosed, reproduced, or in any other way transferred or communicated to any other party without the express written consent of an authorized representative of Cole Hersee Company.

DESIGN CONTROL: It is the responsibility of the individual using/referencing this drawing to ensure that the noted design revision level agrees with the revision level of the Controlled Document (Master Drawing). This is a NON-CONTROLLED DOCUMENT unless otherwise specifically noted.

DO NOT SCALE: Dimensional variation may occur during printing/reproduction.

Special Characteristics:

- Critical Characteristic, relating to Safety and/or Regulatory Compliance
- Significant Characteristic relating to Process Control (BPC)
- Control Dimension relating to Form - Fit - Function as defined by Cole Hersee Company and/or the Customer

(Note that the identification of any Characteristics as being "Special" does not alter the requirement that ALL specified dimensions & tolerances must be met.)



Cole Hersee Co.

20 Old Colony Ave., South Boston, MA, 02127
 Phone 617-268-2100 Web: www.colehersee.com

Description: RELAY, MICRO TYPE

Drawing / Part No.: MA-250012-NN

SEE PAGE 1 FOR REVISION

Used On or Ref: MICRO RELAYS Scale: 1:1

Drawn By: JT Date Drawn: 11-16-04

Responsible Engineer: JT Pg. 2 of 2