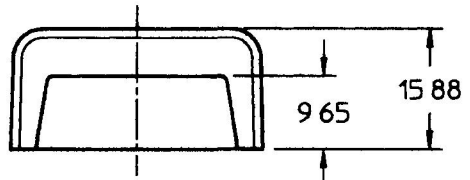
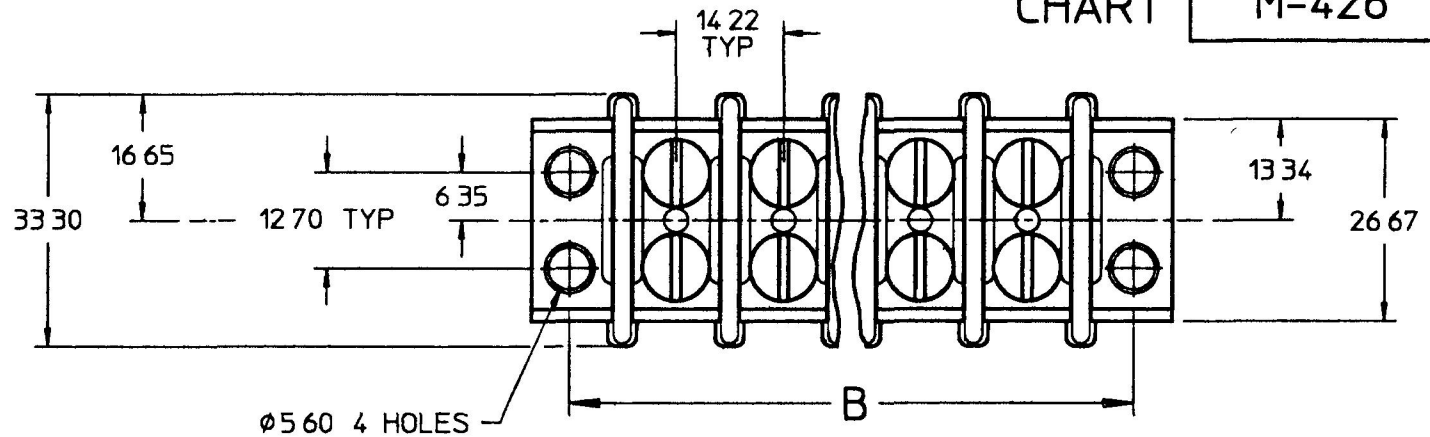
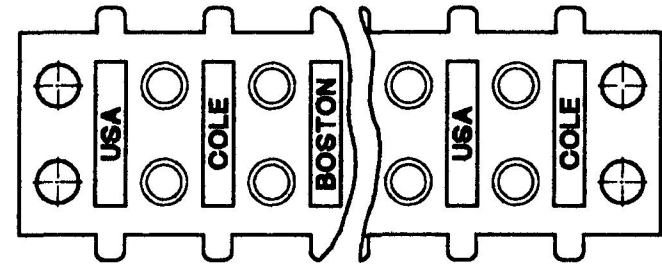
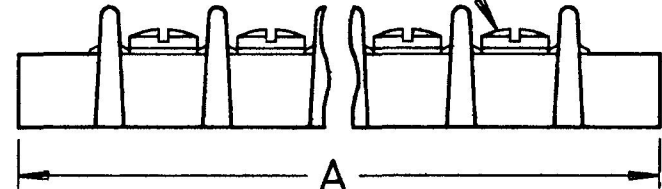


MM	IN
0 13	0 005
5 60	0 220
6 35	0 250
9 65	0 380
12 70	0 500
13 34	0 525
14 22	0 560
15 88	0 625
16 65	0 655
26 67	1 050
33 30	1 310
71 40	2 810
81 80	3 220
99 87	3 932
110 10	4 335
128 52	5 060
138 68	5 460
157 22	6 190
167 38	6 590
214 37	8 440
224 53	8 840

CHART M-426



SCREW, #8-32, NICKEL PLATE, NOTE 3, CHARTED



METRIC

M-456	224 53	214 37	28
M-429	167 38	157 22	20
M-428	138 68	128 52	16
M-427	110 10	99 87	12
M-426	81 80	71 40	8
PART NO	DIM A	DIM B	# OF SCREWS

NOTES

- 1 ALL STEEL PARTS PLATED
- 2 ALL DIMENSIONS ARE REFERENCE ONLY UNLESS SPECIFIED OTHERWISE
- 3 SCREWS MAY BE SLOTTED OR CROSS RECESSED HEAD AT COLE HERSEE'S DISCRETION

DO NOT SCALE

LET	WAS	DATE	BY	LET	WAS	DATE	BY	MATERIAL	DRAWN	CHK	APVD	SCALE	DATE DRAWN
									RG	<i>ky</i>		11	1/30/59
								FINISH	Cole Hersee Co. 20 OLD COLONY AVENUE, BOSTON, MA, U.S.A., 02127				DATE BLUEPRINTED
								TOLERANCES	TERMINAL BLOCK				M-426
				D	ECN 98170 ADDED CHART	03/04/98	JMP	DECIMAL ± ANGLE ±					