


## BC Series Leadless Top/Bottom Terminated Chip Thermistors



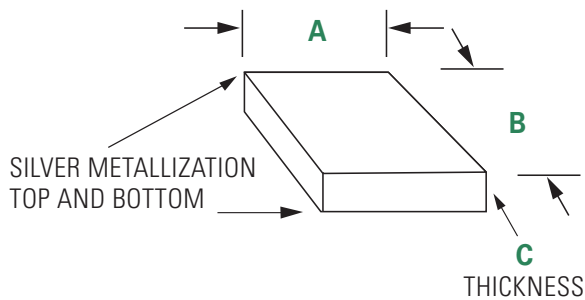
### Description

Littelfuse leadless top/bottom terminated chip thermistor elements are designed for use on hybrid substrates, integrated circuits and printed circuit boards. They have silver metallization on their top and bottom surfaces which are suitable for various contact techniques including epoxy or solder. Other metallization materials are available as well. Since they are manufactured using the most advanced equipment and technology available, their dimensional parameters are extremely uniform, making the devices especially suitable for use with automatic handling and placement equipment.

### Options

- Non-standard resistance values and tolerances
- Special lead materials and lengths
- Special encapsulants or probe housings
- Tape and reel packaging

### Dimensions



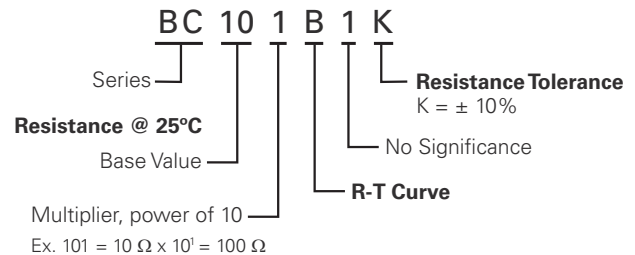
Dimensions shown in inches.

A	B	C
See Dim "L"	See Dim "W"	See Dim "T"

### Features

- Surface mountable
- Small size
- Very low profile
- Low cost
- Rapid response time

### Part Numbering System



**Note:** Not all combinations of Part Number codes are available. Contact Littelfuse for details.

## BC Series Leadless Top/Bottom Terminated Chip Thermistors

### Specifications

Part Number	Resistance Ohms @25°C	*Resistance Tol. ± % @ 25°C	R-T Curve	Temperature Coefficient (%/°C) @ 25°C	Beta (K) 0-50°C	Dissipation Constant, Nominal (mW/°C)	Thermal Time Constant, Max. - Still Air (seconds)	Temperature Rating (°C)
BC101B1K	100	10	B	-3.31	2941	1	2	-55 to +150
BC501B1K	500	10	B	-3.31	2941	1	2	-55 to +150
BC102F1K	1000	10	F	-3.86	3419	1	2	-55 to +150
BC222J1K	2252	10	J	-4.4	3892	1	2	-55 to +150
BC302J1K	3000	10	J	-4.4	3892	1	2	-55 to +150
BC502J1K	5000	10	J	-4.4	3892	1	2	-55 to +150
BC103J1K	10000	10	J	-4.4	3892	1	2	-55 to +150
BC203J1K	20000	10	J	-4.4	3892	1	2	-55 to +150
BC303J1K	30000	10	J	-4.4	3892	1	2	-55 to +150
BC503J1K	50000	10	J	-4.4	3892	1	2	-55 to +150
BC104R1K	100000	10	R	-4.68	4140	1	2	-55 to +150

\*Resistance tolerances of ± 1%, 2%, and 5% are available upon request

### Packaging

Packaging Option	Packaging Code	Standard
ESD Waffle Pack	-WF	NA

**Disclaimer Notice** - Information furnished is believed to be accurate and reliable. However, users should independently evaluate the suitability of and test each product selected for their own applications. Littelfuse products are not designed for, and may not be used in, all applications. Read complete Disclaimer Notice at: [www.littelfuse.com/disclaimer-electronics](http://www.littelfuse.com/disclaimer-electronics)