


MITI-7L

Long life > High Reliability > 7mm > Sub-miniature



Description

The MITI-7L ultra-miniature reed switch is a normally open switch with a 7mm x 1.8mm (0.276" x 0.071") glass envelope, which is capable of switching 170 Vdc at 10W. It has a sensitivity range of 6–25 AT. It has a high insulation resistance of 10¹¹ Ohms minimum and low contact resistance of less than 150 milliohms.

The MITI-7L is also available in a surface mount version, that is, MISM-7L.

Features & Benefits

- Prolong operating life cycles
- Ultra-miniature, normally open switch
- Wide sensitivity range 6–25 AT
- Hermetically sealed
- cULus recognition
- RoHS compliant
- Extending end product operating life and reliability
- Saves PCB space and reduce overall weight for compact size and light weight end products
- More design flexibility/options for end product: magnet size and sensitive distance
- Suitable for various operating environment/application
- Facilitates end product meeting/passing cULus test/request
- Environment friendly

Web Resources

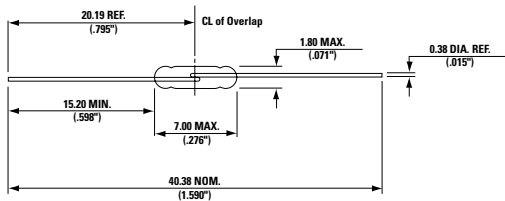


Download ECAD models, order samples, and find technical resources at www.littelfuse.com/miti-7l

Dimensions

Dimensions in mm (inch)

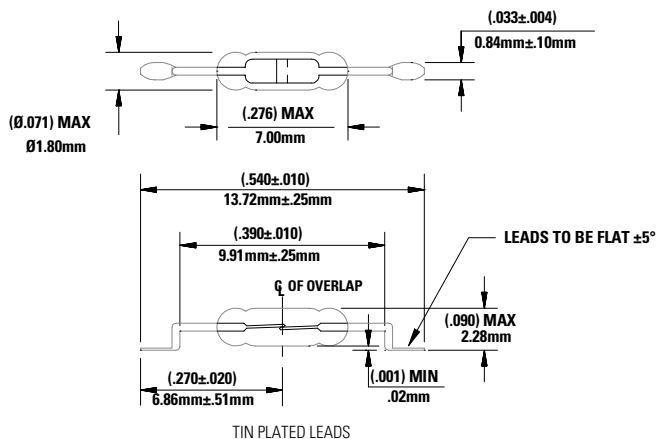
Standard Lead Series



Surface Mount Series

SWITCH TYPE: MITI-7

NOTE: CONTACT ORIENTATION AS SHOWN ±30°



Applications

- Reed Relay particularly for Automatic Test Equipment (ATE) application that requires 7 mm long life switch
- Appliance applications that require long life and high reliability switch
- Position Sensing

Agency Approvals

Agency	Agency File Number	Ampere-Turns Range
cULus	E47258	6–25 AT

Note: Contact Littelfuse for specific agency approval ratings.

Switch Type

Contact Form	A (SPST-NO)
Materials	Body: Glass Leads: Tin Plated Nickel Iron

Note: SPST-NO = Single-pole, single-throw, normally open

MITI-7L

Long life > High Reliability > 7mm > Sub-miniature

Electrical Ratings

Contact Rating ¹	-	Watt - max.	10
Voltage ³	Switching ²	Vdc - max.	170
	Breakdown ⁴	Vac - max. Vdc - min.	120 200
Current ³	Switching ²	Adc - max.	0.25
		Aac - max.	0.18
	Carry	Adc - max. Aac rms - max	0.30 0.21
Resistance	Contact, Initial	Ω - max.	0.15
	Insulation	Ω - min.	10 ¹¹
Capacitance	Contact	pF - typ.	0.65
Temperature	Operating Storage ⁵	°C	-40 to +125
		°C	-65 to +125

Notes:

- Contact rating - Product of the switching voltage and current should never exceed the wattage rating. Contact Littelfuse for additional load/life information.
- When switching inductive and/or capacitive loads, the effects of transient voltages and/or currents should be considered. Refer to Application Notes AN108A and AN107 for details.
- Electrical Load Life Expectancy - Contact Littelfuse with voltage, current values along with type of load.
- Breakdown Voltage - per MIL-STD-202, Method 301.
- Storage Temperature - Long time exposure at elevated temperature may degrade solderability of the leads.

Product Characteristics

Operating Characteristics		
Operate Time ¹	-	0.4 ms - max. (with bounce)
Release Time ¹	-	0.5 ms - max.
Shock ²	11ms 1/2 sine wave	100 G - max.
Vibration ²	50–2000 Hertz	30 G - max.
Resonant Frequency	-	12.7 kHz - typ.
Magnetic Characteristics		
Pull-In Range ³	Ampere Turns	6–25
Rating Sensitivity ⁴	Ampere Turns	11
Test Coil	-	L4991

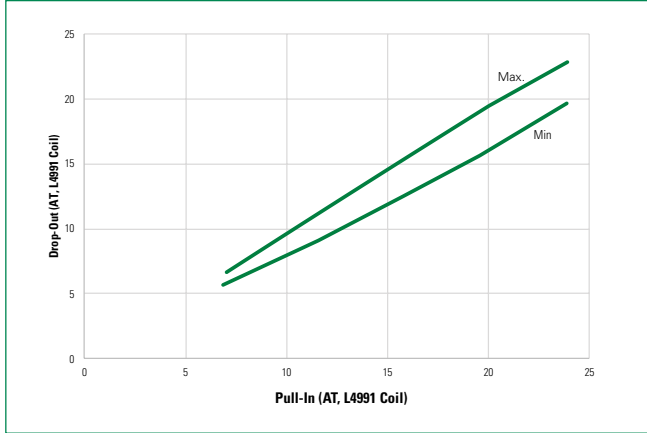
Notes:

- Operate (including bounce)/Release Time - per EIA/NARM RS-421-A, diode suppressed coil (Coil I).
- Shock and Vibration - per EIA/NARM RS-421-A and MIL-STD-202.
- Pull-In Range - Contact Littelfuse for narrower AT ranges available.
- Rating Sensitivity - The value at which contact ratings and operating characteristics are determined. Derating may be required below this value.
- Custom modifications of forming and/or cutting of reed switches are available. Please contact Littelfuse.

MITI-7L

Long life > High Reliability > 7mm > Sub-miniature

Drop-Out vs. Pull-In Chart



Note: The chart represents the range of Drop-Out, minimum to maximum for a given Pull-In value. This plot represents before modification.

Part Numbering System

MITI-7L-6-10
Standard Lead Series ——— **AT Range**
 6–10 AT
 10–15 AT
 15–20 AT
 20–25 AT
Example: 6-10 AT product is MITI-7L-6-10

MISM-7L R - 6-10
Surface Mount Series ——— **AT Range**
 6–10 AT
 10–15 AT
 15–20 AT
Packaging
 R = Tape and Reel
 B = Bulk
 L = Longlife
Form
 Blank = 13.72mm
 5 = 12.60mm
Example: 6-10 AT product is MISM-7LR-6-10

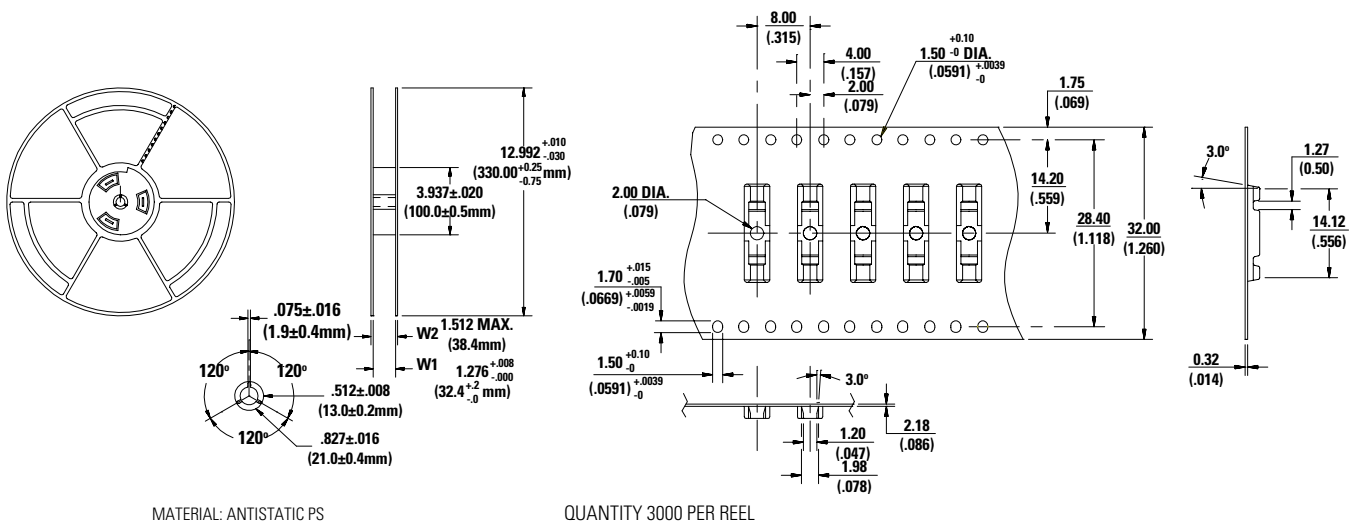
Life Test

Switching Voltage	Life Cycles
12 Vdc, 8.3 mA, 100 Hz	50 M Cycles B10
5 Vdc, 20 mA, 100 Hz	100 M Cycles Min.
5 Vdc, 10 mA, 100 Hz	220 M Cycles B10

Packaging

Packaging Option	Packaging Specification	Quantity	Quantity & Packaging Code	Taping Width
Bulk	Bulk	1000	N/A	N/A
Tape and Reel	EIA-RS-481-1	3000	R	32mm

Tape and Reel



Disclaimer Notice - Information furnished is believed to be accurate and reliable. However, users should independently evaluate the suitability of and test each product selected for their own applications. Littelfuse products are not designed for, and may not be used in, all applications. Read complete Disclaimer Notice at www.littelfuse.com/disclaimer-electronics.