


PTF015 Series

Circuit Board Mountable



PTF0015P

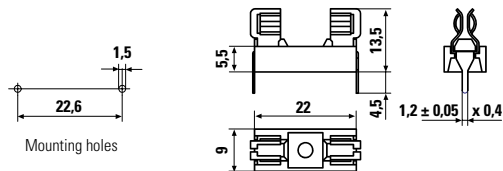
PTF015BP

Agency Approvals

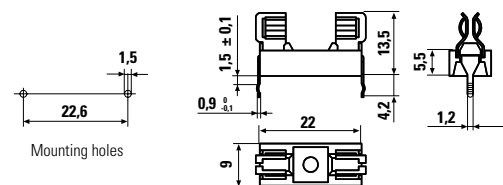
Agency	Agency File Number
	E14721

Product Dimensions (mm)

PTF0015P



PTF015BP



Product Characteristics

OPTF0015P / OPTF015BP	
Compatible Fuses	5x20 mm
Electrical Specifications	Rated Voltage: 250 V
	Rated Current: 6.3 A
	Rated Power: 1.6 W
Materials	Molded Holder (Yellow) and Cover: PPOM - (UL94 V-1)
	PCB Terminals: Tin plated brass
Protection Class & Category	PC1 (IEC 60127-6)
Contact Resistance	≤ 5 mΩ
Degree of Protection	IP 00
Ambient Temperature	-30 °C to 120 °C
Solder Pot Temperature	260 °C
Solder Dwell Time	10 seconds

Features & Benefits

- RoHS compliant and Lead-free
- Available in a version that maintains fuseholder position during soldering process*
- Tin-plated leads for easy soldering process
- UL Recognized to UL 4248-1
- Low profile design for printed circuit board mountable terminals for Pb-free wave soldering process

Ordering Information

Ordering PN	Description	Packaging
OPTF0015P	Horizontal Mount	1000 pieces, bulk pack
OPTF015BP	Horizontal Mount	1000 pieces, bulk pack

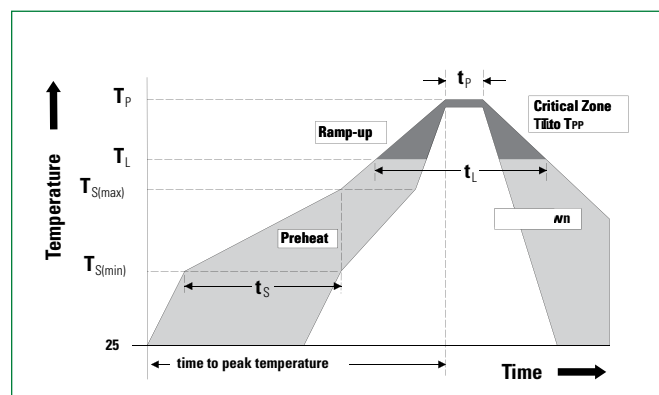
Note: Panel minimum 0,8 mm and maximum 4,5 mm

Soldering Parameters–Wave Soldering

Ordering PN	Description
Preheat: (Depends on Flex Activation Temperature)	(Typical Industry Recommendation)
Temperature Minimum	100° C
Temperature Maximum	150° C
Preheat Time	60–180 seconds
Solder Pot Temperature	260° C Maximum
Solder Dwell Time	2–5 seconds

Recommended Hand-Solder Parameters:

Solder Iron Temperature: 350° C +/- 5° C
Heating Time: 5 seconds max.



Disclaimer Notice - Information furnished is believed to be accurate and reliable. However, users should independently evaluate the suitability of and test each product selected for their own applications. Littelfuse products are not designed for, and may not be used in, all applications. Read complete Disclaimer Notice at <http://www.littelfuse.com/disclaimer-electronics>.