

# 828 Series

## High Voltage Cartridge Fuses



### Description

The 828 Series fuses are specifically designed and test to the circuit protection needs of compact auto-electronics applications. This series is rated 1,000Vdc with remarkable interrupting rating.

### Features and Benefits

- Available in Through Hole and Bolt Down version
- Small size
- RoHS-compliant, lead-free and halogen-free.
- High voltage
- Recognized to UL/CSA/NMX 248-1 and UL/CSA/NMX 248-14 for the US and Canadian Markets
- High breaking capacity

### Additional Information



Resources



Accessories



Samples

### Applications

- On-Board Charger
- Power Distribution Unit

### Agency Approvals

Agency	Agency File Number	Ampere Range
c UL US	E10480	15 A ~ 30 A

### Electrical Characteristics

% of Ampere Rating	Ampere Rating	Opening Time at 25°C
100%	15 A ~ 30 A	4hrs, Min.
135%	15 A ~ 30 A	3600 seconds, Max.

### Electrical Specifications

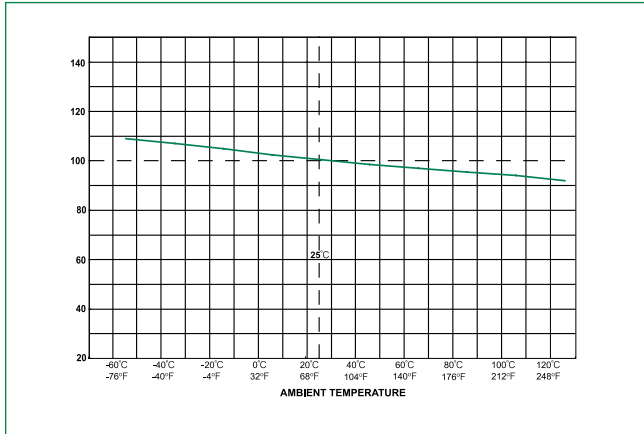
Ampere Rating (A)	Amp Code	Max Voltage Rating (V)	Interrupting Rating (AC/DC)	Nominal Cold Resistance (mOhm)	Nominal Melting I²t (A²sec)	Agency Approvals
						c UL US
15	015.	1000Vdc	10KA@1000Vdc	7.65	190	x
20	020.			4.90	536	x
25	025.			3.20	1190	x
30	030.			2.90	1500	x

**Note:** Unless otherwise stated, all specifications are referenced at room ambient temperature.

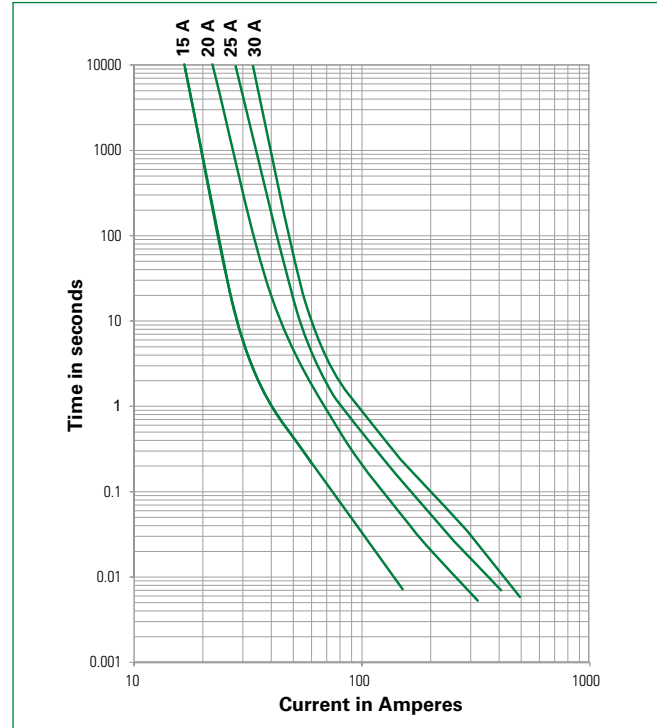
# 828 Series

## High Voltage Cartridge Fuses

### Temperature Re-rating Curve



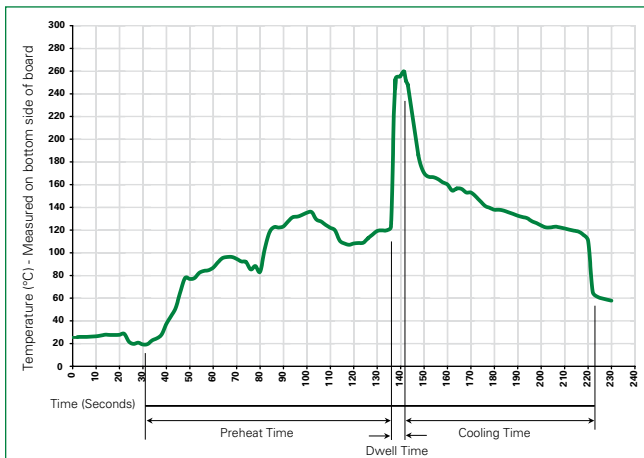
### Average Time Current Curves



### Product Characteristics

<b>Materials</b>	Body: Glass fiber Cap: Tin plated Copper alloy
<b>Mechanical Shock</b>	MIL-STD-202, Method 213, Test Condition I (100 G's peak for 6 milliseconds)
<b>Solderability</b>	Reference MIL-STD-202 method 208
<b>Product Marking</b>	Brand logo, current and voltage ratings
<b>Resistance to Solder Heat</b>	MIL-Std 202 Method 210 Test Condition B (10sec at 260 °C)
<b>Operating Temperature</b>	-55 °C to +125 °C
<b>Vibration</b>	MIL-STD-202G, Method 201A
<b>Salt Spray</b>	MIL-STD-202G, Method 101E, Test condition B

### Soldering Parameters–Wave Soldering



Wave Parameter	Lead-Free Recommendation
<b>Preheat:</b> (Depends on Flex Activation Temperature)	(Typical Industry Recommendation)
Temperature Minimum	100 °C
Temperature Maximum	150 °C
Preheat Time	60–180 seconds
<b>Solder Pot Temperature</b>	260 °C Maximum
<b>Solder Dwell Time</b>	2–5 seconds

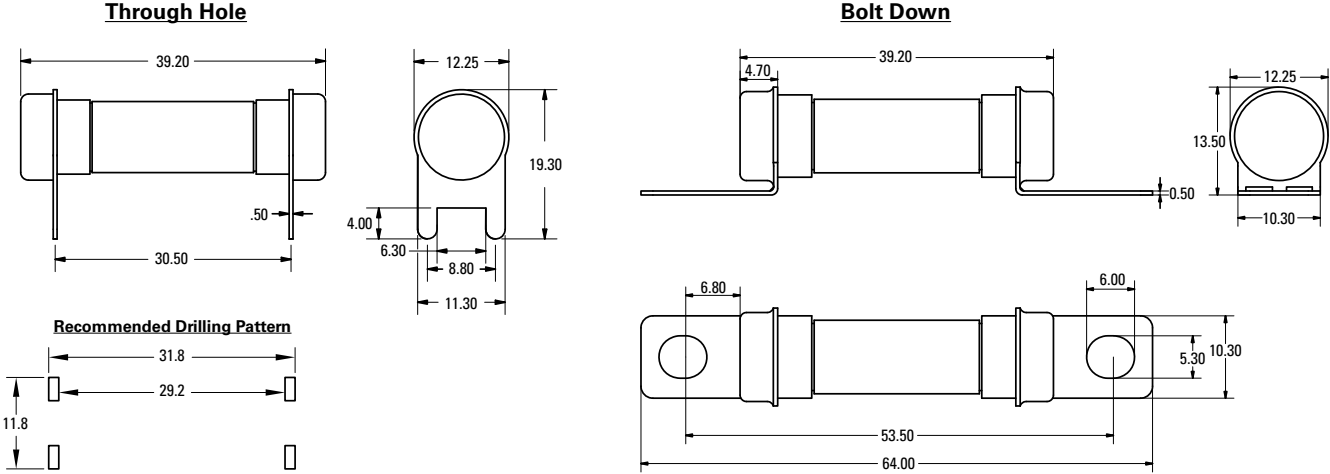
**Recommended Hand-Solder Parameters:**  
Solder Iron Temperature: 350 °C +/- 5 °C  
Heating Time: 5 seconds max.

**Note:** These devices are not recommended for IR or Convection Reflow process.

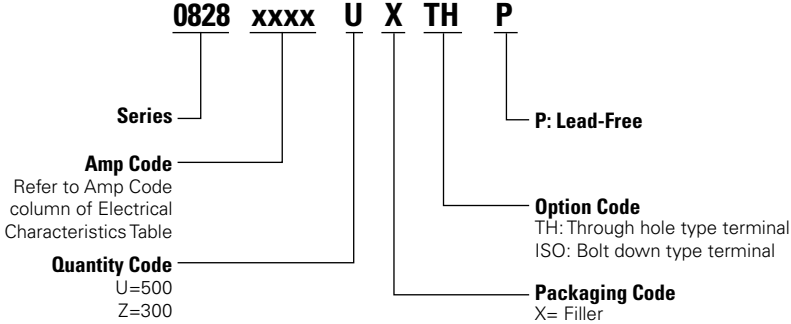
# 828 Series

## High Voltage Cartridge Fuses

### Dimensions (mm)



### Part Numbering System



### Packaging

Packaging Option	Packaging Specification	Quantity	Quantity & Packaging Code	Reel Size
<b>828 Though Hole Version</b>				
Tray	NA	500	UXTH	NA
<b>828 Bolt Down Version</b>				
Tray	NA	300	ZXISO	NA

**Disclaimer Notice** - Information furnished is believed to be accurate and reliable. However, users should independently evaluate the suitability of and test each product selected for their own applications. Littelfuse products are not designed for, and may not be used in, all applications. Read complete Disclaimer Notice at <http://www.littelfuse.com/disclaimer-electronics>.