

443E Series Fuse

NANO²® > 250V > Slo-Blo® Fuse



Description

The 443E Series is a Nano², 250 V fuse. It is a surface mount Universal Modular Fuse (UMF) that complies with IEC 60127-4. It is RoHS-compliant and fully compatible with lead-free solder alloy and higher temperature profiles associated with lead-free assembly.

Features & Benefits

- 250 VAC/VDC voltage rating with 200 A interrupting rating
- Slo-Blo® Fuse
- RoHS-compliant
- Fully compatible with leadfree solder alloys and higher temperature profiles associated with lead-free assembly
- Avoids nuisance opening due to high inrush and surge current inherent in the system
- Suits high voltage applications requiring high interrupting current

Applications

- AC/DC power adaptor
- Telecom equipment system power
- Portable system built-in AC/DC converter

Additional Information



Resources



Accessories



Samples

Agency Approvals

| Agency | Agency File Number | Ampere Range |
|--------|--------------------|--------------|
| | E242325 | 1.25A |
| | 40046623 | 1.25A |
| | CQC17012176681 | 1.25A |
| | E10480 | 1.25A |
| | - | 1.25A |

Electrical Characteristics

| % of Ampere Rating | Ampere Rating | Opening Time at 25°C |
|--------------------|---------------|----------------------|
| 100% | 1.25 A | 4 hours Minimum |
| 200% | 1.25 A | 120 secs Maximum |

Electrical Specifications by Item

| Ampere Rating (A) | Amp Code | Max. Voltage Rating (V) | Interrupting Rating (AC/DC) | Nominal Cold Resistance ¹ (Ohms) | Nominal Melting I ² t (A ² Sec.) ² | Nominal Voltage Drop (mV) | Nominal Power Dissipation at Rated Current (W) | Agency Approval ³ | | | | |
|-------------------|----------|-------------------------|---------------------------------|---|---|---------------------------|--|------------------------------|---|---|---|---|
| | | | | | | | | | | | | |
| 1.25 | 1.25 | 250 | 200A @ 250VAC/ 200A @ 250VDC | 0.100 | 3.97 | 165 | 0.456 | x | x | x | x | x |

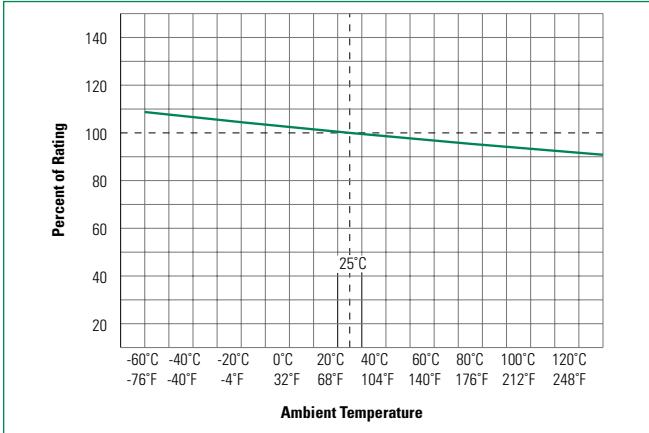
Note:

1. Nominal Cold Resistance measured at less than 10% of rated current at 23° C.
2. Nominal Melting I²t is measured at 10 the Ampere Rating (I_r)
3. Agency Approval Table key: X = Approved or Certified, P = Pending and Blank = Not Approved
4. Have special electrical characteristic needs? Contact Littelfuse to learn more about application specific options

443E Series Fuse

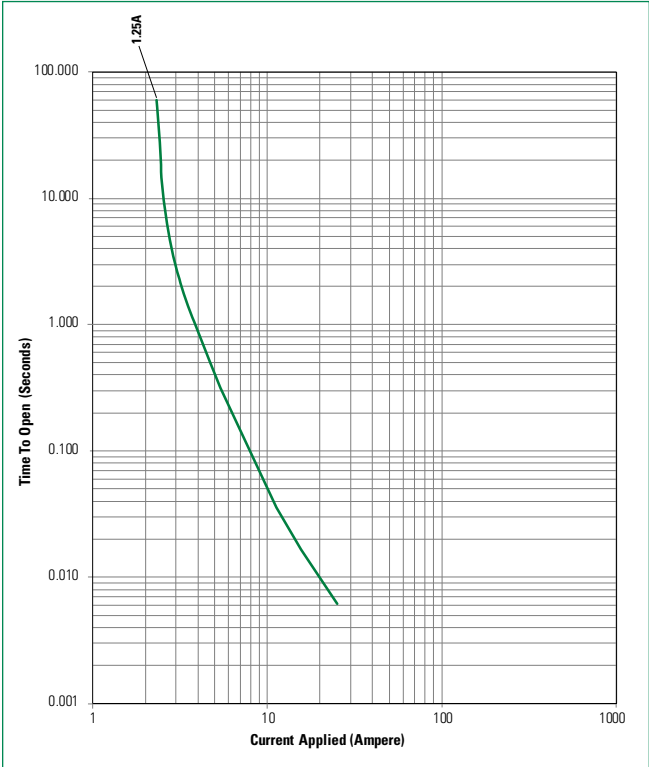
NANO²® > 250V > Slo-Blo® Fuse

Temperature Re-rating Curve



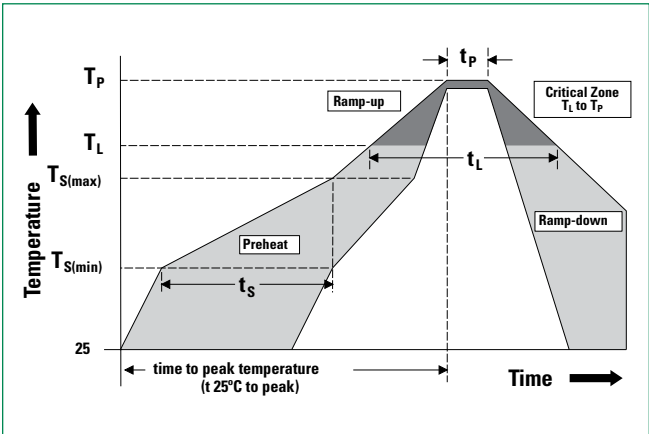
Note:
Re-rating depicted in this curve is in addition to the standard re-rating of 25% for continuous operation.

Average Time Current Curves



Soldering Parameters

| | | |
|--|---|--------------------------|
| Reflow Condition | | Pb – free assembly |
| Pre Heat | - Temperature Min ($T_{s(min)}$) | 150° C |
| | - Temperature Max ($T_{s(max)}$) | 200° C |
| | - Time (Min to Max) (t_s) | 60 – 180 seconds |
| Average Ramp-up Rate (Liquidus Temp (T_L) to peak) | | 5° C/second max. |
| $T_{s(max)}$ to T_L - Ramp-up Rate | | 5° C/second max. |
| Reflow | - Temperature (T_L) (Liquidus) | 217° C |
| | - Temperature (t_t) | 60 – 150 seconds |
| Peak Temperature (T_p) | | 260 ^{+0/-5} ° C |
| Time within 5° C of actual peak Temperature (t_p) | | 20 – 40 seconds |
| Ramp-down Rate | | 5° C/second max. |
| Time 25°C to peak Temperature (T_p) | | 8 minutes max. |
| Do not exceed | | 260° C |
| Wave soldering | 260° C Peak Temperature, 3 seconds max. | |



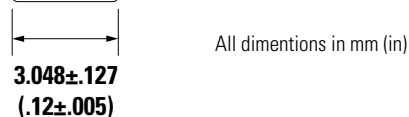
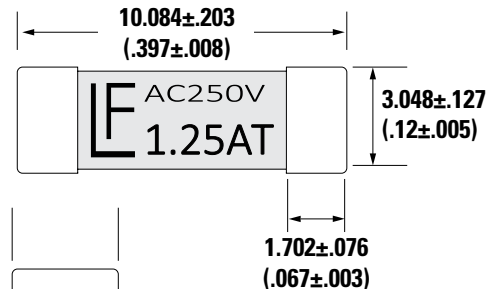
443E Series Fuse

NANO²® > 250V > Slo-Blo® Fuse

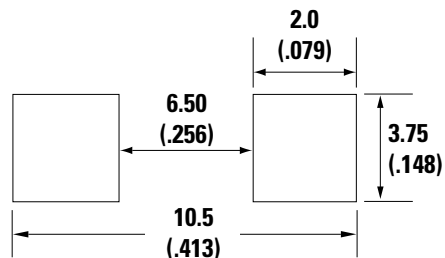
Product Characteristics

| | |
|---|--|
| Materials | Body: Ceramic Cap: Silver Plated Brass |
| Product Marking | Voltage rating, Ampere rating, T-Characteristic, "T" and Brand |
| Temperature Humidity Bias | MIL-STD-202, Method 103, (85° C, 85%RH with 10% hold current) |
| Solderability | MIL-STD-202, Method 208 (95% coverage) |
| Resistance to Soldering Heat | MIL-STD-202, Method 210 |
| Pulse Test | IEC 60127-1; 9.5 (25° C +/-5° C, pulse 100% rated current) |
| Terminal Strength Test | MIL-STD-202, Method 211, Test Condition A (5N force to the side for 60sec) |
| Endurance Test | IEC 60127-1; 9.4 (25° C +/-5° C, 100% rated current for 1 hour, stop current for 15 mins. 100 cycles. Test for voltage drop to determine maximum power disipation) |
| Operating Temperature | -55° C to 125° C |
| Temperature Cycling | JESDD22 - A104 (-40° C to 125° C) |
| High Frequency Vibration | MIL-STD-202, Method 204 (55Hz – 2Hz, 10G) |
| Low Temperature Storage | MIL-STD-202, Method 108 (-40° C for 1000 hours) |
| High Temperature Storage | MIL-STD-202, Method 108 (125° C for 1000 hours) |
| Mechanical Shock | MIL-STD-202, Method 213, (50 G's peak for 11 milliseconds, halfsine waveform/10 – 55 Hz) |
| High Temperature Operating Life Test | JESD 22 - A108 (125° C rated current at any voltage <= to rated voltage); 1000H duration |

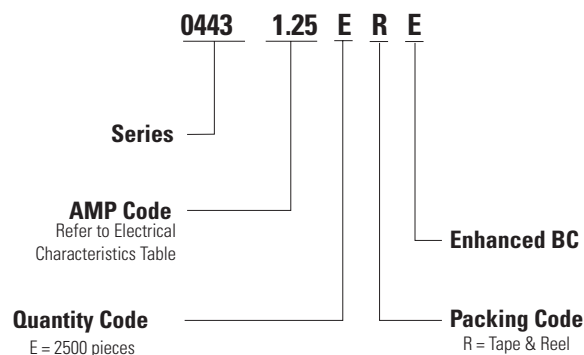
Dimensions



Recommended Pad Layout



Part Numbering System



Packaging

| Packaging Option | Form Factor | Packaging Specification | Quantity | Quantity & Packaging Code |
|--------------------|---------------|----------------------------|----------|---------------------------|
| 24mm Tape and Reel | Surface Mount | EIA-RS 481-2 (IEC 60286-3) | 2500 | ERE |

Disclaimer Notice - Information furnished is believed to be accurate and reliable. However, users should independently evaluate the suitability of and test each product selected for their own applications. Littelfuse products are not designed for, and may not be used in, all applications. Read complete Disclaimer Notice at www.littelfuse.com/disclaimer-electronics.