


# 08097300 & 08098160 BATTERY DISCONNECT SWITCHES

250A • DPST • IP65 • M10/M12 Studs • Dual pole bistable current isolating switches



## Description

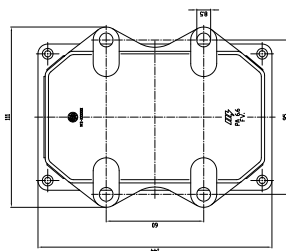
The dual pole remote control current isolating switches described in this section are different in shape and working principle. Remote control current isolating switches are encased in a plastic housing, and are turned on or off with the ignition key or a remote control; with a minimum absorption of current.

In this category we also find a range of models where unlike as in traditional current isolating switches the coil is fed separately and disconnects either the negative or the positive pole.

## Features/Benefits

- 250A continuous current rating
- Waterproof IP65

## Mounting Diagram



## Specifications

<b>Max Operating Voltage:</b>	12V DC 24V DC
<b>Max Continuous Current:</b>	250A
<b>Intermittent Current:</b>	2500A at 3 sec
<b>Operating Temp:</b>	-40 °C to +85 °C
<b>Ingress Protection:</b>	IP65
<b>Contacts:</b>	Tin-plated Brass
<b>Terminals:</b>	M8 - M10 - M12 (brass)

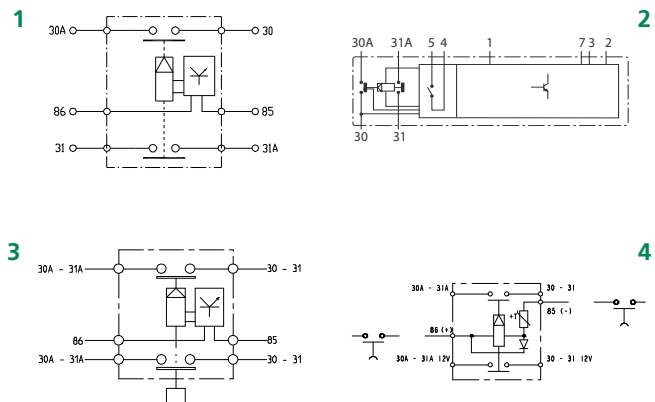
## Applications

- Heavy trucks
- Buses
- Construction
- Commercial vehicles
- Agricultural
- Marine

## Web Resources

Download technical resources at:  
[littelfuse.com/ManualBatterySwitches](http://littelfuse.com/ManualBatterySwitches)

## Electrical Diagram



## Ordering Information

PART NUMBER	VOLTAGE	AMPERAGE	CIRCUITRY	MOUNTING	INGRESS	TERMINAL NUTS	IMAGE	DIAGRAM	NOTES
08097300	12V DC	250A	DPST	Bolt-Down	IP65	M10 Tin-plated brass	A	1	cover
08097400	24V DC	250A	DPST	Bolt-Down	IP65	M10 Tin-plated brass	A	1	cover
08097362	12V DC	250A	DPST	Bolt-Down	IP65	M10 Tin-plated brass	B	2	8 pins plug
08097462	24V DC	250A	DPST	Bolt-Down	IP65	M10 Tin-plated brass	B	2	8 pins plug
08097368	12V DC	250A	DPST	Bolt-Down	IP65	M10 Tin-plated brass	C	3	cover
08097468	24V DC	250A	DPST	Bolt-Down	IP65	M10 Tin-plated brass	C	3	cover
08097461	24V DC	250A	DPST	Bolt-Down	IP65	M10 Tin-plated brass	D	2	8 pins plug
08098160	24V DC	250A	DPST	Bolt-Down	IP65	M8-M12 Tin-plated brass	E	4	12V and 24V circuit