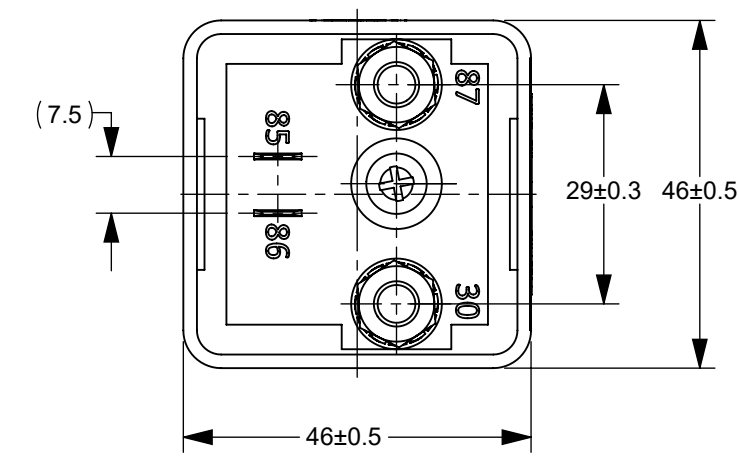
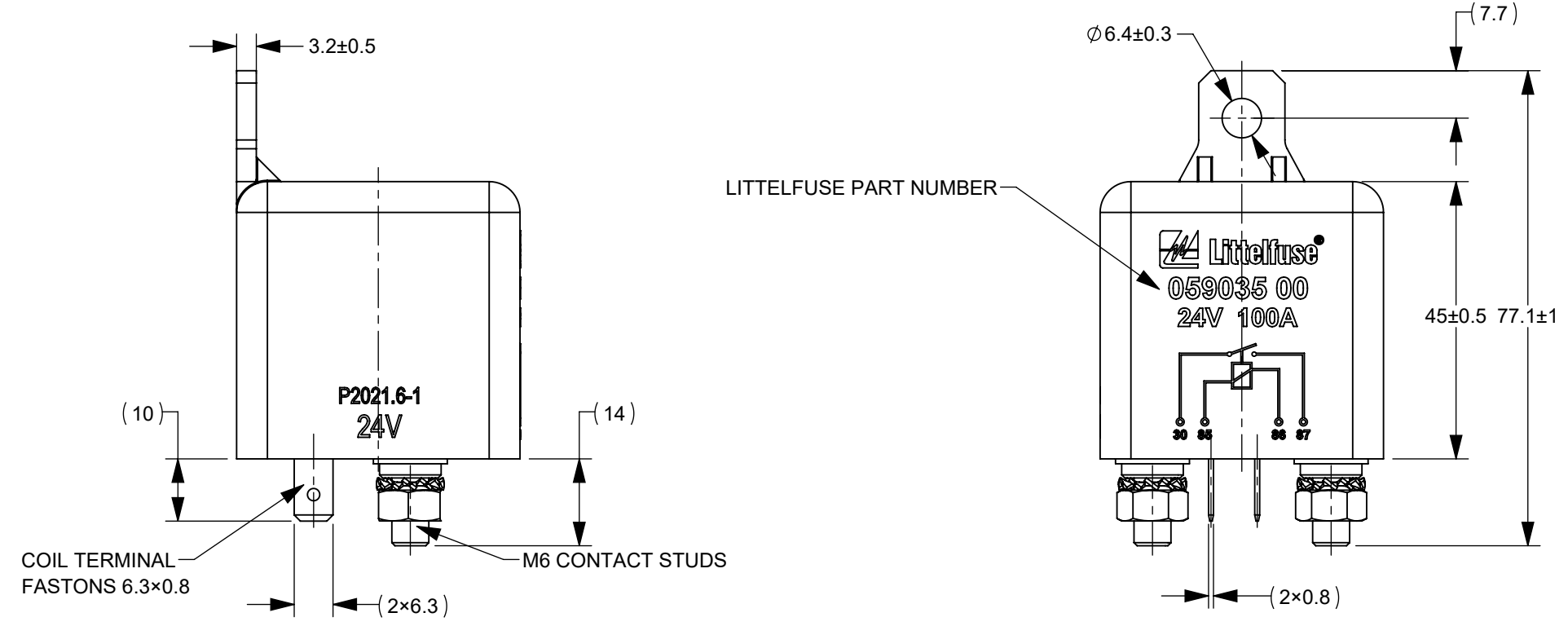
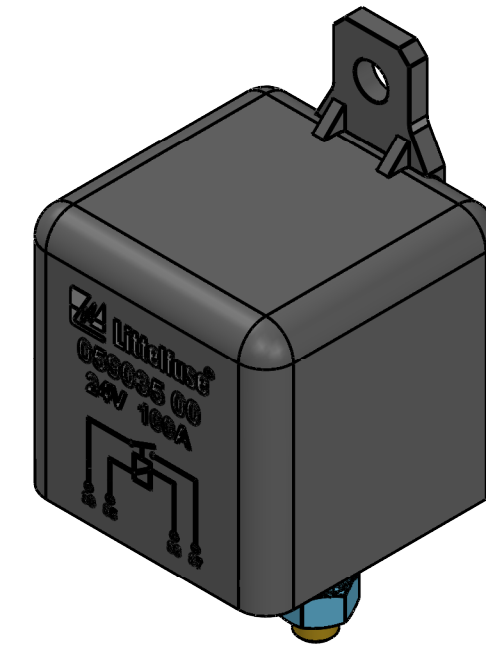


THIS DRAWING AND THE INFORMATION CONTAINED WITHIN IT ARE CONFIDENTIAL AND MAY NOT BE COPIED OR DISCLOSED WITHOUT THE WRITTEN PERMISSION OF LITTELFUSE.

REVISIONS				
ZONE	REV.	DESCRIPTION	DATE	APPROVED
	A	GCF#524055 INITIAL RELEASE	Jun./29/2021	D. ZHANG
A6, B8, D8	B	ECR#525201 UPDATED RELAY PARAMETERS	MAY./11/2022	D. ZHANG



CIRCUIT SCHEMATIC DIAGRAM

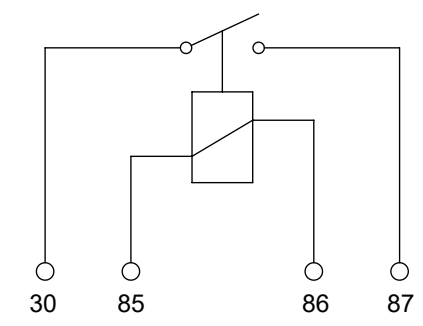


TABLE 1 (RELAY PARAMETERS)

CONTACT VOLTAGE		MAX 24V DC
△B	RATED CONTACT CURRENT	100A
	RATED COIL VOLTAGE	24V DC
	MAX ALLOWED COIL VOLTAGE	28.8V DC
	NOMINAL OPERATING POWER	4W
	PICK-UP VOLTAGE (@ 20°C~25°C)	MAX 18V DC
	DROP-OUT VOLTAGE (@ 20°C~25°C)	MIN 2V DC
	CONTACT VOLTAGE DROP	≤40mV@40 A △B
	OPERATE TIME	MAX 15ms △B
	RELEASE TIME	MAX 10ms
	DIELECTRIC STRENGTH	1000VAC 50Hz 1MINUTE, LEAK CURRENT≤1mA
	INSULATION RESISTANCE	≥100MΩ@500V DC
	ELECTRICAL LIFE (CYCLES)	100A @ 24V DC 100,000
	MECHANICAL LIFE (CYCLES)	NO LOAD 1,000,000

- NOTES:
- ALL DIMENSIONS ARE REFERENCE ONLY.
 - PRODUCT TYPE: NORMALLY OPEN RELAY.
 - MATERIAL:
 - HOUSING: THERMOPLASTIC PLASTICS.
 - CONTACTS: SILVER ALLOY.
 - CONTACT STUDS: COPPER ALLOY.
 - COIL TERMINALS: COPPER ALLOY.
 - CONNECTION STUD: M6 STUD, RECOMMENDED TORQUE: 3N•m~4.5N•m.
 - RELAY PARAMETERS ARE SHOWN IN TABLE 1.

DIMENSIONS ARE SHOWN IN MILLIMETERS. DIMENSIONS AND TOLERANCES ARE DEFINED ACCORDING TO ANSI/ASME Y14.5-1994.

●	FTI/ FUNCTION CRITICAL CHARACTERISTICS
<S>	SAFETY/ COMPLIANCE CRITICAL CHARACTERISTICS SYMBOL
CPK	DENOTES CPK DIMENSIONS MINIMUM CPK VALUE
(ST)	DENOTES A CHARACTERISTIC THAT PROVIDES AN INDICATION OF PROCESS PERFORMANCE. PROCEDURE FOR MEASUREMENT AND TRACKING TO BE DEFINED IN LITTELFUSE INSPECTION INSTRUCTIONS
CP	DENOTES CP DIMENSIONS. -MINIMUM CP VALUE MUST BE WITHIN THE DIMENSIONAL LIMITATIONS SHOWN ON DRAWING AND INITIALLY LOCATED TO ALLOW FOR MAXIMUM TOOL LIFE

NAME	DATE	<p>Expertise Applied Answers Delivered</p>
DRAWN JY. SHI	Jun./29/2021	
CHECKED J. LI	Jun./25/2021	
FORM NO. CVP-PE40-0005 REV B	TITLE DDCNJ 100A 24V, 24V COIL RELAY	
THIRD ANGLE PROJECTION	SIZE C	DWG. NO. OL-05903500
DO NOT SCALE DRAWING	SCALE 1:1	REV. B SHEET 1 OF 1