

KEYS, BRASS <sup>ⓔ</sup>  
NOTE 2

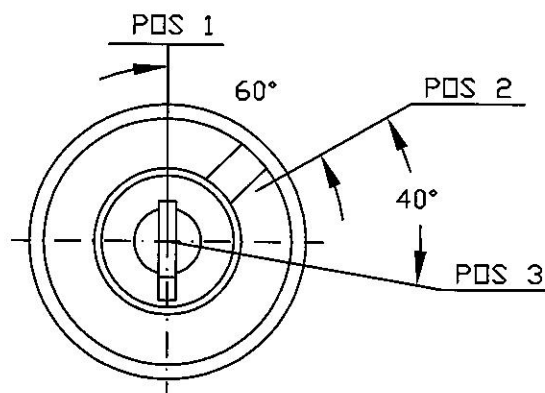
NUT, FACE, BLACK

MOUNTING STEM, 3/4-20

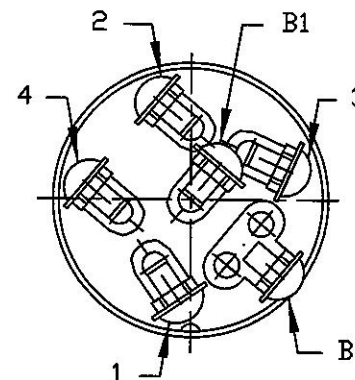
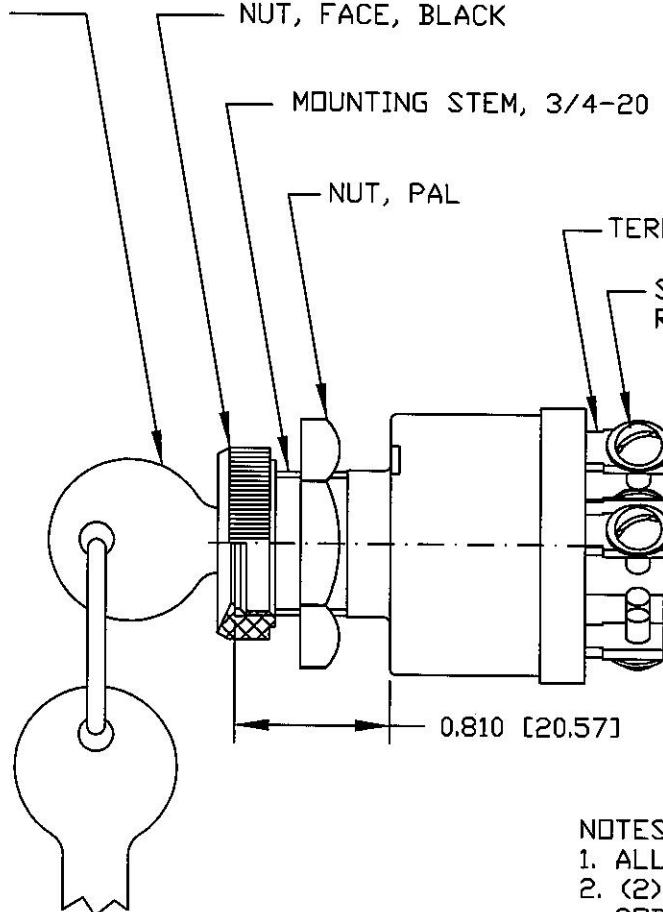
NUT, PAL

TERMINALS, SCREW, 6 REQ'D

SCREW, SEMS, #8-32, 6 <sup>ⓓ</sup>  
REQ'D



VIEW W/O FACE  
AND PAL NUT



POS 3	B & 3, B1 & 4	
POS 2	OFF	NOTE 3
POS 1	B & 1, B1 & 2	NOTE 3

### LEGEND

**Tolerances** Unless otherwise specifically noted, the following are default tolerances:  
 \* 2-place Decimal Dimensions  $\pm .02"$   
 \* 3-place Decimal Dimensions  $\pm .005"$   
 \* Angular Dimensions  $\pm 1.0$  Deg.  
 \* Metric: Refer to equivalent English Dimension Tolerance  
 >>> NOTE: All tolerances are Non-Cumulative. <<<

**Dimensional Units** All dimensions are expressed in inches except those shown in brackets (xxx) are expressed in millimeters

"REF." or an Asterisk (\*) = Non-Toleranced Reference Dimension, shown for clarification purposes only.

**PROPRIETARY INFORMATION** This Engineering Drawing, and the information contained herein, is proprietary to Cole Hersee Company and may not be disclosed, re-produced, or in any other way transferred or communicated to any other party without the express written consent of an authorized representative of Cole Hersee Company.

**DESIGN CONTROL** It is the responsibility of the individual using / referencing this drawing to assure that the noted design revision level agrees with the revision level of the Controlled Document (Master Drawing). This is a NON-CONTROLLED DOCUMENT unless otherwise specifically noted.

DO NOT SCALE - Dimensional variation may occur during printing / reproduction.

### Key for Special Characteristics:



Critical Characteristic, relating to Safety and/or Regulatory Compliance



Significant Characteristic relating to Process Control (SPC)



Control Dimension relating to Form - Fit - Function as defined by Cole Hersee Company and/or the Customer

(Note that the identification of any Characteristics as being "Special" does not alter the requirement that ALL specified dimensions & tolerances must be met.)



**Cole Hersee Co.**

20 Old Colony Ave., South Boston, MA, 02127  
Phn: 617-268-2100 Web: www.colehersee.com

Description: SW, IGN, 3 POS

Drawing / Part No.: **95015-02**

Current Rev.  
**E**

Used On or Ref.: EX24395

Scale: **1:1**

Drawn By: **MJT**

Date Drawn: **10/21/93**

Responsible Engineer: **N/A**

Pg. 1 of 1

### Revision Control Record

Rev.	Description of Change	ECN No.	Date
C	PUT ON AUTOCAD 2K	01405	7/16/01
D	NOTE CHANGE	01619	10/26/01
E	WAS NICKEL PLATED	08784	12/15/08

### NOTES:

1. ALL STEEL PARTS PLATED
2. (2) KEYS RINGED, SINGLE KEY CODE, CH501, SHIPPED LOOSE
3. KEY REMOVABLE IN POSITIONS 1 AND 2